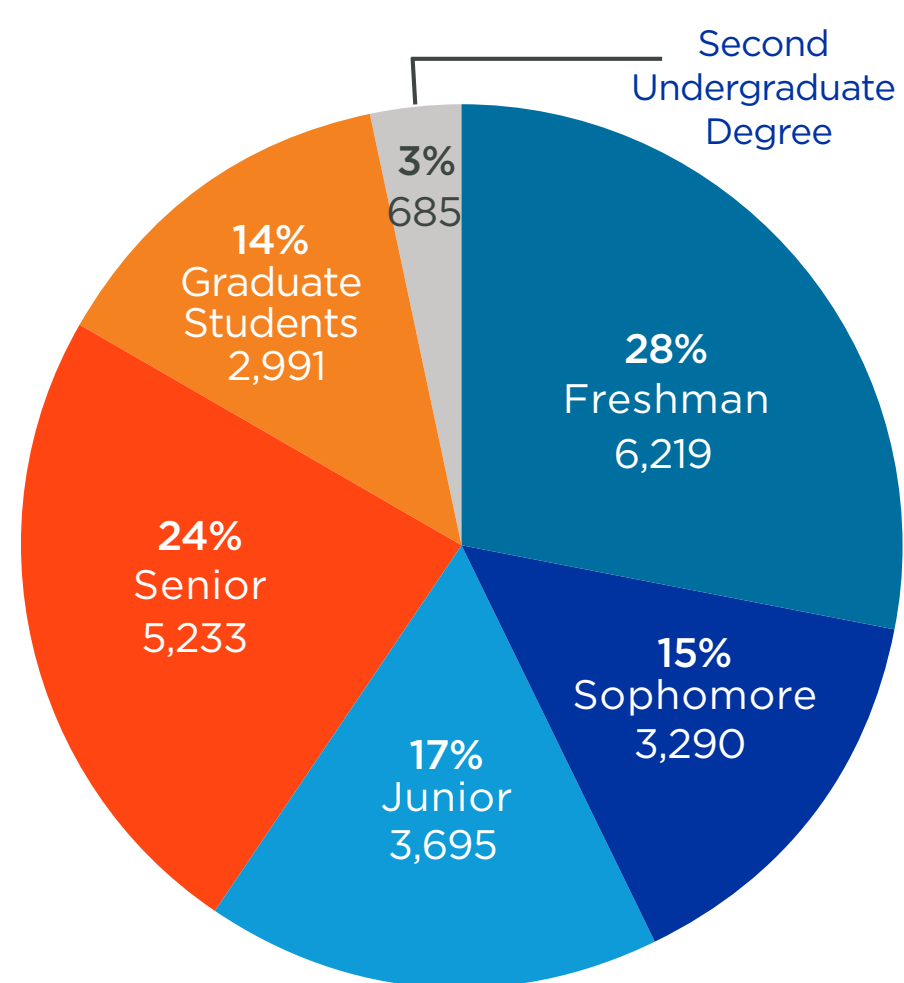


# BOISE STATE UNIVERSITY FACTS AND FIGURES 2015-2016

## STUDENT POPULATION



## ENROLLMENT FALL 2015



TOTAL **22,113**

## LARGEST ENROLLMENT (includes majors and minors)

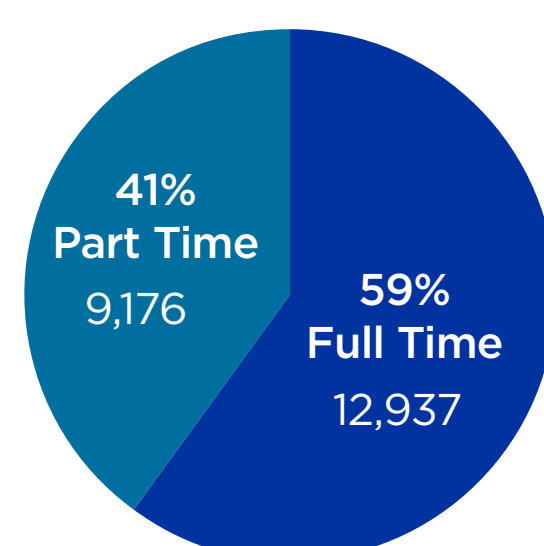
Undergraduate = 200 students

Nursing (includes community and environmental health)	1,208	
Psychology	1,013	
Communication	904	
General Business	875	
Biology	816	
Health Science Studies	800	
Mechanical Engineering	747	
Computer Science	687	
Criminal Justice	576	
Accountancy	534	

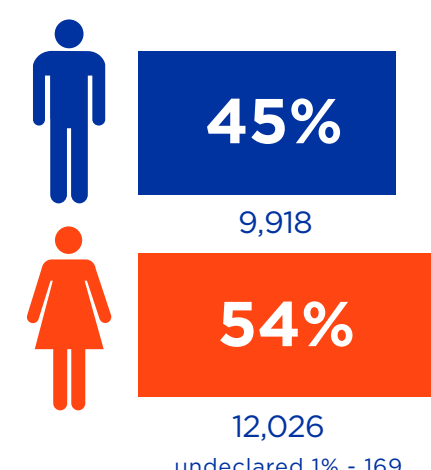
Graduate = 100 students

Educational Technology	417	
Business Administration	383	
Social Work	200	
Organizational Performance and Workplace Learning	155	
Technology Integration Specialist	138	

## ENROLLMENT STATUS

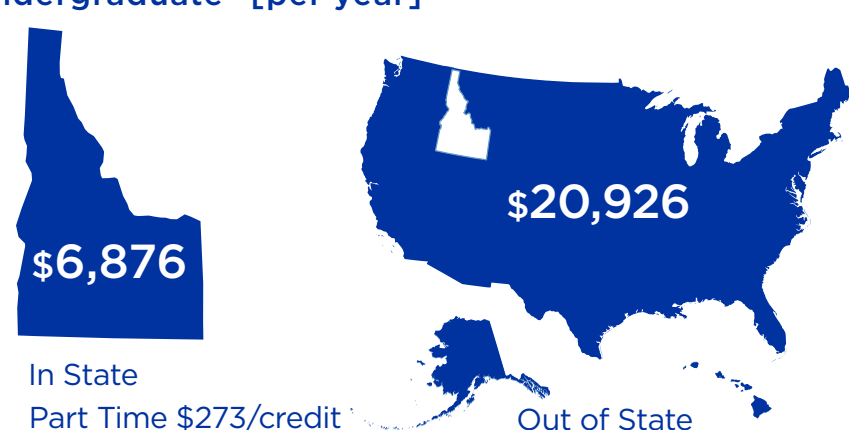


## GENDER

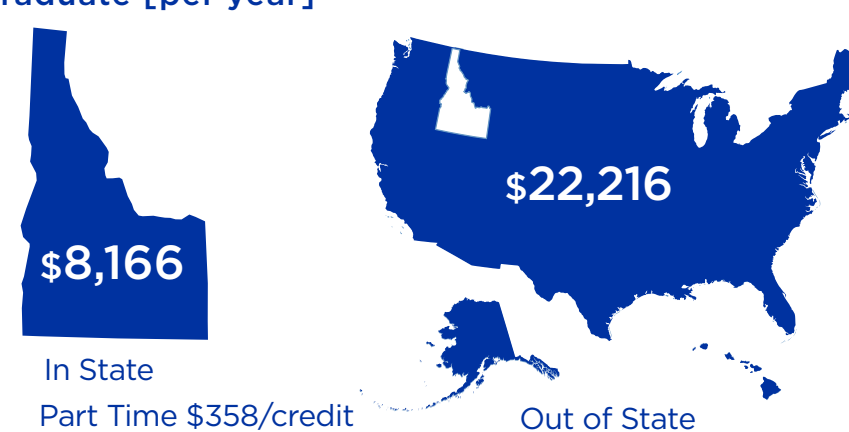


## TUITION AND FEES FALL 2015

Undergraduate\* [per year]



Graduate [per year]



## DEGREE AWARDS CONFERRED 2014-2015

(includes first major)

Doctorate and Education Specialist	14
Master's	703
Baccalaureate	3,000
Associate's	167
Graduate Certificates	237
<b>TOTAL</b>	<b>4,121</b>

## DEGREE PROGRAMS OFFERED ('14-15 catalogs)

Doctorate	10
Master's	67
Baccalaureate	85
Associate's	4
Graduate Certificates	23

## FINANCIAL AID FALL 2014-2015

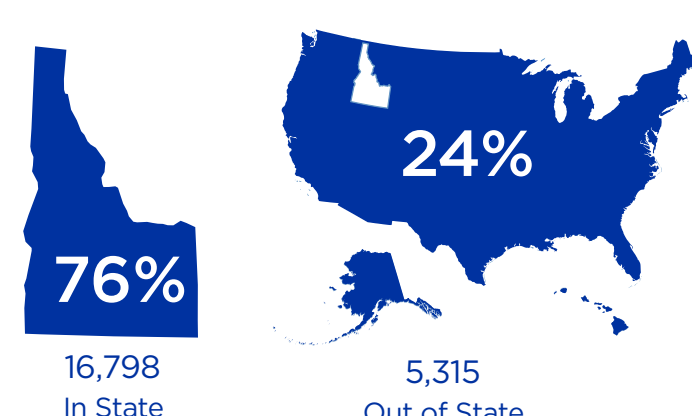
= 1,000 students



## ETHNICITY

White	16,621	75%
Hispanic/Latino	2,249	10%
Asian	446	2%
Black/African American	346	2%
American Indian/Alaska Native	106	<1%
Native Hawaiian/Pacific Islander	84	<1%
Two or More Races	770	3%
Not Reported	533	2%
International	958	4%

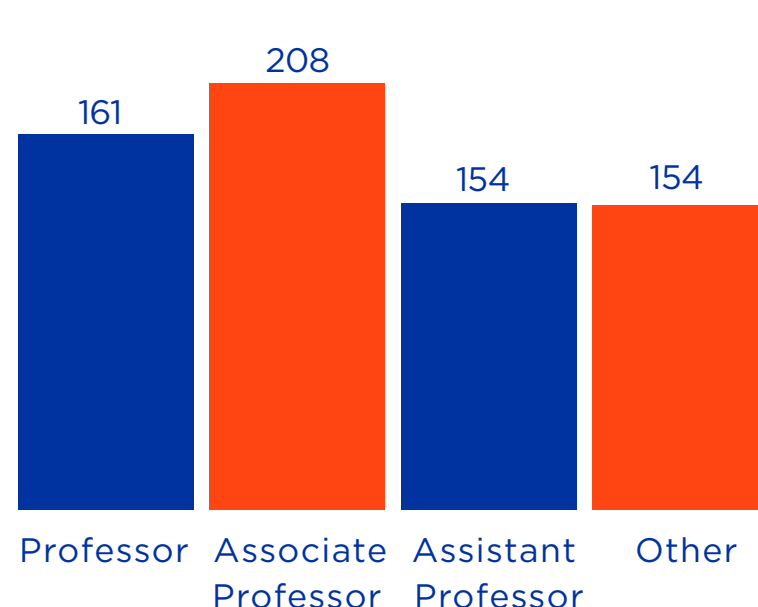
## RESIDENCY



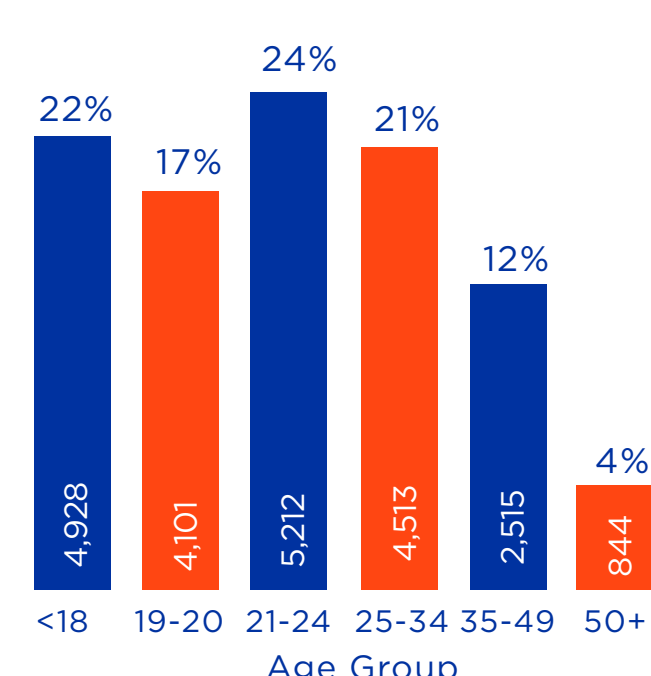
## FACULTY AND STAFF

	Full time	Part time
Professional	950	56
Classified	504	42
Faculty	678	523
<b>Total</b>	<b>2,132</b>	<b>621</b>

Total **2,753**



## STUDENT DEMOGRAPHICS



## BOISE STATE UNIVERSITY FOUNDATION ENDOWMENT

as of June 30, 2015

Total Endowment	\$97,417,849
Total Assets	\$168,923,322
Number of Donors (FY14)	12,212

**42%**

PERCENTAGE OF STUDENTS WHO RECEIVED GRANTS OR SCHOLARSHIPS

THE TOTAL AMOUNT OF SCHOLARSHIP DOLLARS DISBURSED

**\$35,031,523**

**1,319**

NUMBER OF NEW TRANSFER STUDENTS WHO ENROLLED AT BOISE STATE

**57%**

PERCENTAGE OF FRESHMEN WHO LIVE ON CAMPUS

**6,664**

NUMBER OF STUDENTS TAKING ONLINE COURSES

## BUDGET - Revenue Projections

State General Account - (Includes Special Programs)	\$81,181,700
Student Tuition and General Education Fees	\$89,794,000
Other Student Fees	\$37,827,575
Federal Grants and Contracts*	\$111,946,770
State Grants and Contracts	\$2,742,190
Private Gifts and Grants	\$28,501,024
Sales and Services of Auxiliary Enterprises	\$54,579,692
F and A Recovery	\$4,349,889
Other	\$23,030,296
<b>Total Estimated Revenue</b>	<b>\$433,953,136</b>

## ESTIMATED EXPENDITURES

Instruction	\$116,927,364
Research	\$24,547,890
Public Service	\$15,300,187
Academic Support	\$25,052,930
Library	\$7,556,320
Student Services	\$18,390,266
Institutional Support	\$37,054,222
Physical Plant	\$19,701,035
Scholarships & Fellowships	\$11,728,102
Auxiliary Enterprises	\$75,529,519

Planned Use of Reserves	(\$2,834,699)
<b>Total Estimated Expenditures</b>	<b>\$433,953,136</b>

\*includes \$85 million federal student financial aid

## MISCELLANEOUS

Sponsored Project Expenditures 2012-2013 **\$36,187,391.44**

Living Alumni (as of October, 2015)

Total	80,282
Living in Idaho	54,404
Living in the Treasure Valley	44,544

## BOARD OF TRUSTEES

**President:** Don Soltman

**Vice President:** Emma Atchley

**Secretary:** Bill Goesling

**Superintendent of Public Instruction:** Sherri Ybarra

**Trustee:** Linda Clark

**Trustee:** Debbie Critchfield

**Trustee:** David Hill

**Trustee:** Richard Westerberg

## PAST PRESIDENTS

1932-1934 Bishop Middleton Barnwell

1936-1967 Dr. Eugene Chaffee

1967-1977 Dr. John Barnes

1978-1991 Dr. John Keiser

1993-2003 Dr. Charles Ruch