

1-1-2017

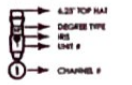
# Light Plot

Brandon Washington  
*Boise State University*

**INSTRUMENT KEY**

- ETC Panel @575w
- 6' Fresnel @750w
- ETC Source 4 19' @575w
- ETC Source 4 26' @575w
- ETC Source 4 36' @575w
- ETC Source 4 50' @575w
- PAR 64 WFL @1kw
- MARTIN TW1 @1.2x
- Practical @Misc. Wattage
- Hazer @Misc. Wattage
- Fogger @Misc. Wattage

**TYPICAL UNIT**



REV.	VERSION	DATE
A	PLOT MEETING	9.09.2017
B	HANG	9.14.2017
△	FOCUS	<b>9.20.2017</b>

**GENERAL NOTES**

- Refer to Paperwork for all color and accessory information.
- All units and accessories will have safety cables.
- Hang all units with Gel Clip pointing up.
- All Booms Dimensioned from Deck to Fixture's C-Clamp.
- Discuss all units/practicals mounted on scenery with Brandon Washington.
- Discuss cable runs for all ground units and practicals with Fred Hansen.
- Total Uses: 2
- Total Barndoors: 3
- Total Tophats: 4
- All Booms to receive final approval of Focus

**JOURNEY'S END**

by R.C. SHERRIFF

**DEPARTMENT OF THEATRE ARTS**

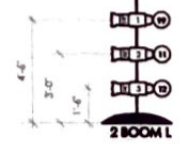

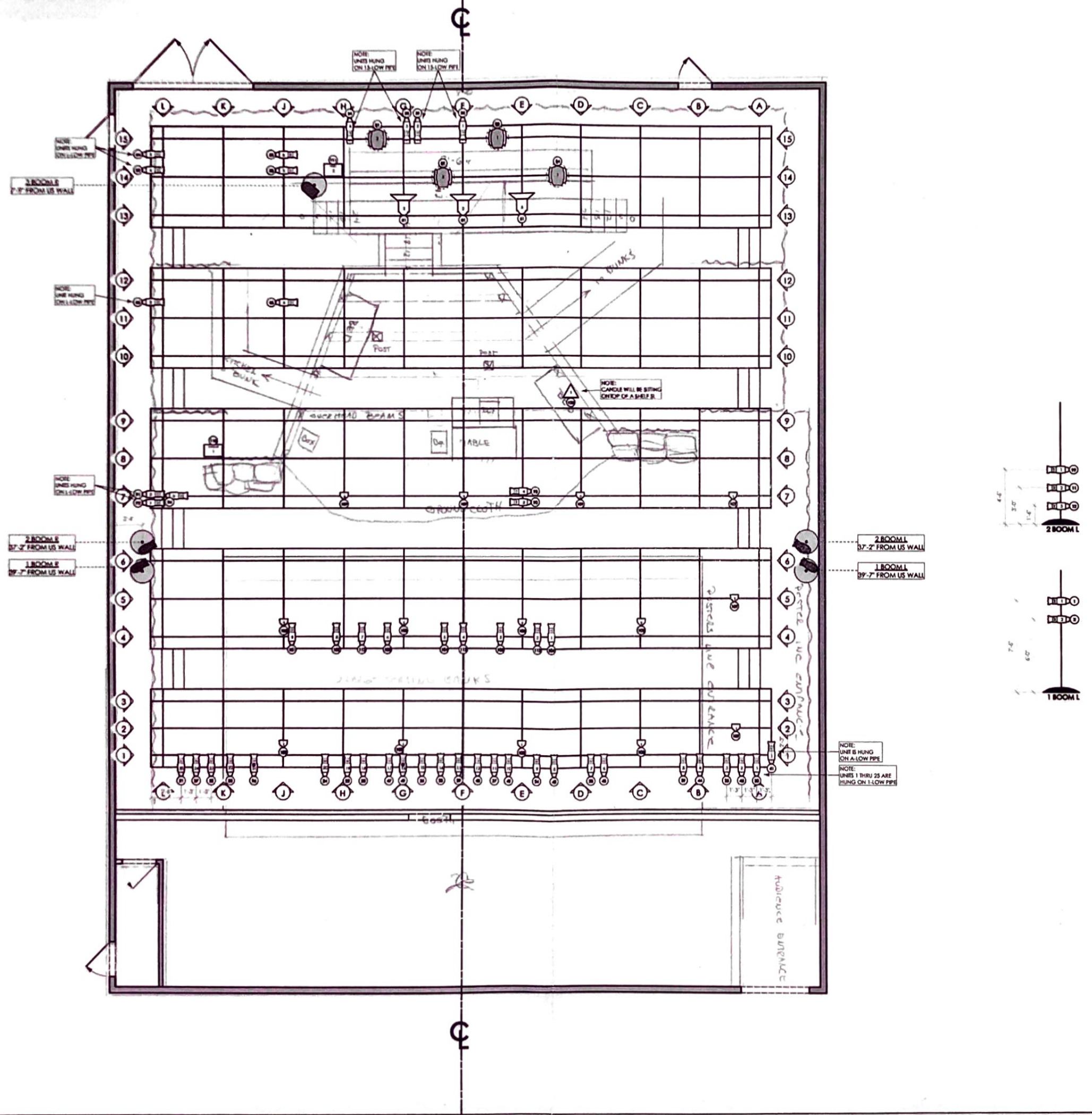
DIRECTOR.....GORDON REINHART  
 LIGHTING DESIGN.....BRANDON WASHINGTON  
 SCENIC DESIGN.....MIKE BALTZEL  
 PRODUCTION ELECTRICIAN.....FRED HANSEN

**THE DANNY PETERSON THEATRE**  
BOISE, IDAHO

SCALE: 1/4" = 1'-0"  
 DATE: 09.20.2017  
 VERSION: C  
 DRAWN BY: BWW

DRAWING  
**1**  
 of 1

**LIGHT PLOT**



NOTE: UNITS HUNG ON A-LOW PIPE  
 NOTE: UNITS 1 THRU 25 ARE HUNG ON 1.5-LOW PIPE