


FACTS AND FIGURES

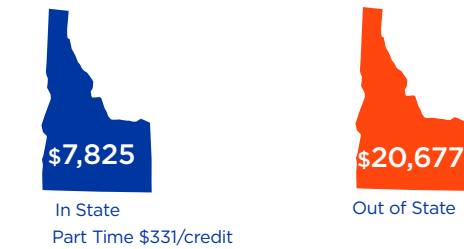
2014-2015

TUITION AND FEES FALL 2014

Undergraduate* [per year]



Graduate [per year]




* An additional health insurance fee of \$2,088 per year will be included in a student's official bill; however, students with comparable insurance coverage may request a waiver.

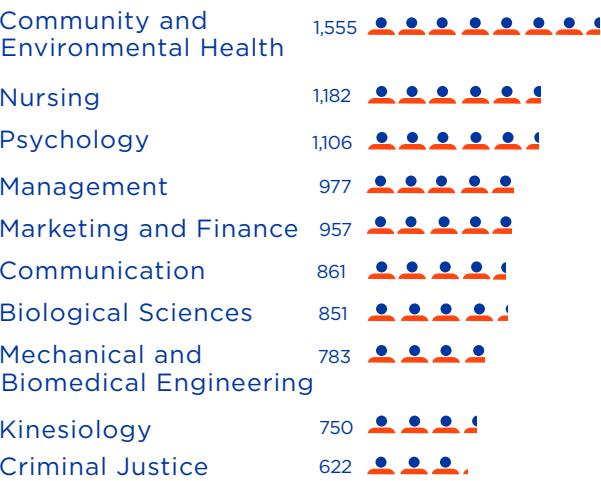
 = 1,000 students

FINANCIAL AID FALL 2013-2014



LARGEST ENROLLMENT

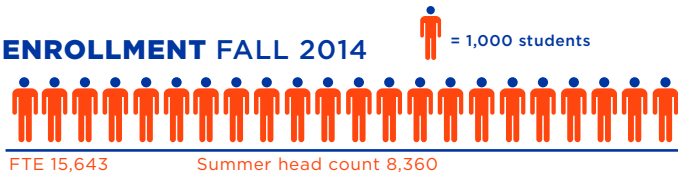
Undergraduate  = 200 students



Graduate  = 100 students

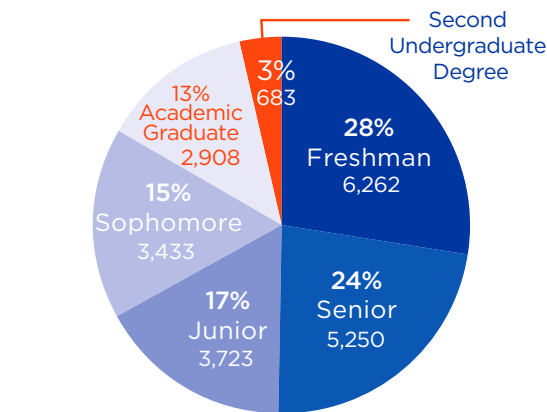


ENROLLMENT FALL 2014

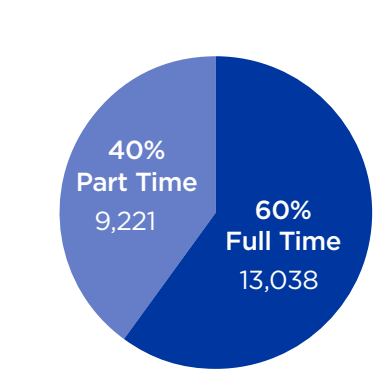


→ 22,259

STUDENT POPULATION



ENROLLMENT STATUS



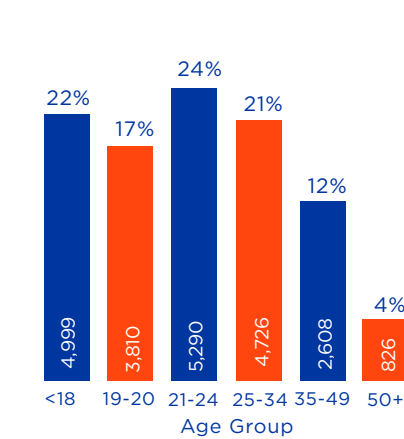
DEGREES CONFERRED 2013-2014

| | |
|-----------------------|-------|
| Doctorate | 34 |
| Master's | 640 |
| Baccalaureate | 2,797 |
| Associate's | 137 |
| Graduate Certificates | 195 |
| TOTAL | 3,803 |

DEGREE PROGRAMS OFFERED

| | |
|-----------------------|----|
| Doctorate | 9 |
| Master's | 76 |
| Baccalaureate | 84 |
| Associate's | 4 |
| Graduate Certificates | 23 |

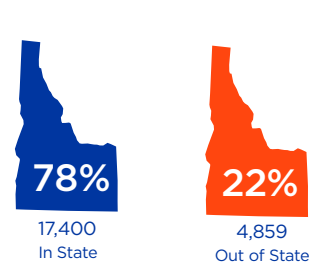
STUDENT DEMOGRAPHICS



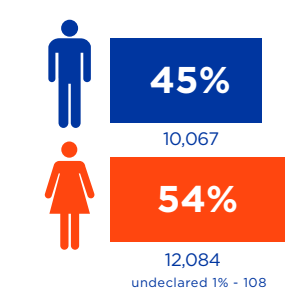
ETHNICITY

| | | |
|----------------------------------|--------|-----|
| White | 16,949 | 76% |
| Hispanic/Latino | 2,150 | 10% |
| Asian | 436 | 2% |
| Black/African American | 357 | 2% |
| American Indian/Alaska Native | 132 | <1% |
| Native Hawaiian/Pacific Islander | 71 | <1% |
| Two or More Races | 697 | 3% |
| Not Reported | 651 | 3% |
| International | 816 | 4% |

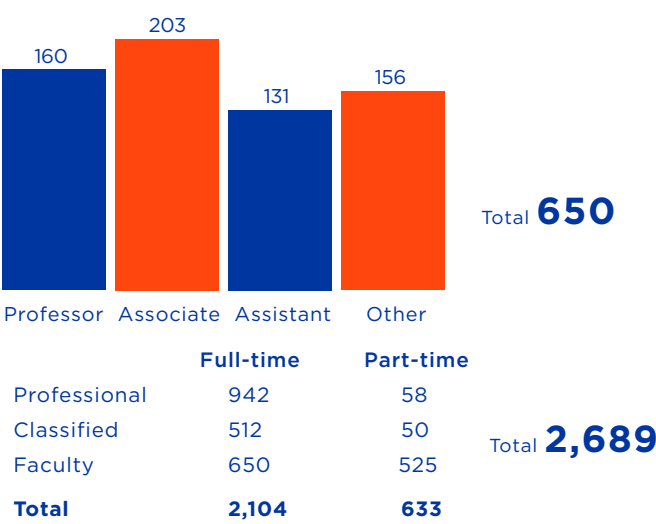
RESIDENCY



GENDER



FACULTY AND STAFF



BOISE STATE UNIVERSITY FOUNDATION ENDOWMENT

(as of June 30, 2014)

| | |
|-------------------------|---------------|
| Total Endowment | \$95,665,945 |
| Total Assets | \$155,491,739 |
| Number of Donors (FY14) | 12,195 |

ESTIMATED EXPENDITURES

| | |
|----------------------------|---------------|
| Instruction | \$112,366,933 |
| Research | \$32,111,329 |
| Public Service | \$13,788,180 |
| Academic Support | \$22,892,201 |
| Library | \$7,287,094 |
| Student Services | \$16,541,328 |
| Institutional Support | \$33,325,817 |
| Physical Plant | \$21,262,303 |
| Scholarships & Fellowships | \$13,164,621 |
| Auxiliary Enterprises | \$77,619,959 |
| Planned Use of Reserves | (\$216,186) |

Total Estimated Expenditures \$443,143,579



LIVING GRADUATES (as of October 2014)

| | |
|-------------------------------|--------|
| Total | 77,127 |
| Living in Idaho | 52,545 |
| Living in the Treasure Valley | 42,842 |

BUDGET

| | |
|---|---------------|
| State General Account - (Includes Special Programs) | \$77,703,500 |
| Student Tuition and General Education Fees | \$82,819,800 |
| Other Student Fees | \$37,736,289 |
| Federal Grants and Contracts* | \$125,742,131 |
| State Grants and Contracts | \$2,597,409 |
| Private Gifts and Grants | \$30,515,015 |
| Sales and Services of Auxiliary Enterprises | \$54,301,532 |
| F and A Recovery | \$5,539,503 |
| Other | \$26,188,400 |
| Total Estimated Revenue | \$443,143,579 |

*Includes \$93 Million Federal Student Financial Aid

Sponsored Project Expenditures 2013-2014 \$33,219,110.97