

FACTS AND FIGURES

2012-2013



BOISE STATE UNIVERSITY

BOISE STATE UNIVERSITY

Located at the base of the Rocky Mountain foothills in Idaho's capital city, Boise State University plays a crucial role in the region's famed quality of life. Easy access to Idaho's capital city puts campus within arm's reach of internships, volunteer opportunities, cultural experiences and the power and politics of the Idaho Statehouse.

While remaining committed to the arts and humanities and a strong teaching legacy, a focus on innovation and creativity is earning it a reputation as an emerging metropolitan research university and a key economic engine in the Treasure Valley.

With a focus on providing a solid education in science, technology, engineering and mathematics (STEM), the university is an emerging research leader in biomolecular science, innovative materials, health and public policy, sensors, and nanoelectronics and integrated systems.

Outside of class, campus life offers adventure and activity. More than 200 student organizations, a full calendar of events, residence halls across campus and along the Boise River Greenbelt and a state-of-the-art Student Recreation Center and Aquatic Complex provide opportunities for individual development and fun.

ADMINISTRATION

President

Dr. Bob Kustra 426-1491

Provost and Vice President for Academic Affairs

Dr. Martin Schimpf 426-1202

Vice President for Campus Operations and General Counsel

Kevin Satterlee 426-1203

Vice President for Finance and Administration

Stacy Pearson 426-1200

Vice President for Research and Economic Development

Dr. Mark Rudin 426-5732

Vice President for Student Affairs

Dr. Lisa Harris 426-1418

Vice President for University Advancement

Laura Simic 426-3276

HISTORY

1932

Boise Junior College founded by the Episcopal Church



1940

Campus Moves from St. Margaret's Hall to its present site



1967

Alumni Association formed

1968

Honors program established

1969

Moves to state system of higher education and is named Boise State College

HISTORY

1972 First master's degrees awarded

1974 Gains university status and becomes Boise State University



1997 First doctoral degree awarded

2012 Fall enrollment is 22,678

2013 Eighth doctoral program launched



CAMPUS CONTACTS

Area Code 208

University Operator	426-1000
Admissions	426-1156
Albertsons Library	426-1204
Alumni Association	426-1698
Athletic Ticket Office	426-4737
Communications and Marketing	426-1577
Bookstore	426-2665
Parking	426-7275
Police	426-1453
Student Involvement and Leadership Center	426-1223
Student Union	426-4636
University Housing	447-1001

Go to boisestate.edu for a link to your favorite social network.





HAVE QUESTIONS ?

Get answers at the Boise State website, boisestate.edu, where you'll find news as well as information about academics, admissions and financial aid. Log on to my.boisestate.edu to find a course catalog, enroll and drop classes, view account or degree requirements and make changes to personal information.

Boise State's main entertainment venues include the Special Events Center (capacity 435), Student Union Jordan Ballroom (1,400), Student Union Simplot Ballroom (700), Bronco Stadium (37,000), Taco Bell Arena (13,200), Morrison Center Main Stage (2,000) and Centennial Amphitheatre (800).



CAPITOL BOULEVARD

BROADWAY AVENUE

UNIVERSITY DRIVE

UNIVERSITY DRIVE

- | | | |
|---------------------------|------------------------------------|---|
| 1 MORRISON CENTER | 8 TACO BELL ARENA | 16 NORCO BUILDING |
| 2 SCIENCE BUILDING | 9 STUECKLE SKY CENTER | 17 PARKING OFFICE |
| 3 EDUCATION BUILDING | 10 BRONCO SHOP | 18 STUDENT UNION/BOOKSTORE |
| 4 SIMPLOT/MICRON CENTER | 11 BRONCO STADIUM | 19 SPECIAL EVENTS CENTER |
| 5 BUSINESS BUILDING | 12 ALUMNI CENTER | 20 ADMINISTRATION BUILDING |
| 6 ALBERTSONS LIBRARY | 13 ENVIRONMENTAL RESEARCH BUILDING | 21 INTERACTIVE LEARNING CENTER |
| 7 CENTENNIAL AMPHITHEATRE | 14 ENGINEERING COMPLEX | 22 MICRON BUSINESS & ECONOMICS BUILDING |
| | 15 STUDENT RECREATION CENTER | H UNIVERSITY HOUSING |

- Public Parking**
- 1 BRADY STREET GARAGE
 - 2 VISITORS LOT
 - 3 LINCOLN AVENUE GARAGE

FACTS AND FIGURES

2012-2013

TUITION AND FEES FALL 2012

Undergraduate* [per year]



In State
Part Time \$252/credit



Out of State

Graduate [per year]



In State
Part Time \$312/credit



Out of State

* An additional health insurance fee of \$2,120 per year will be included in a student's official bill; however, students with comparable insurance coverage may request a waiver.

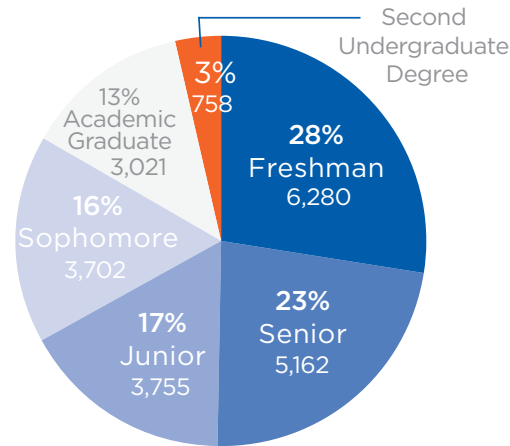
ENROLLMENT FALL 2012

1 icon = 1,000 students

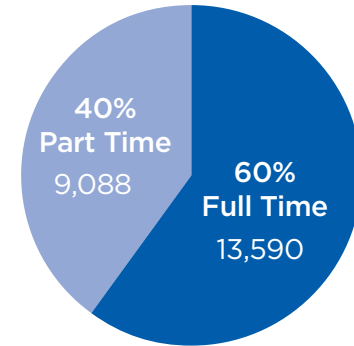


22,678

STUDENT POPULATION



ENROLLMENT STATUS



DEGREES CONFERRED 2011-2012

Doctorate	13
Master's	664
Baccalaureate	3,330
Associate's	196
Graduate Certificates	175
TOTAL	4,378

DEGREE PROGRAMS

Doctorate	8
Master's	78
Baccalaureate	95
Associate's	4
Graduate Certificates	18

1 icon = 1,000 students

FINANCIAL AID FALL 2011-2012



15,125 **\$149,912,115**

LARGEST ENROLLMENT

Undergraduate

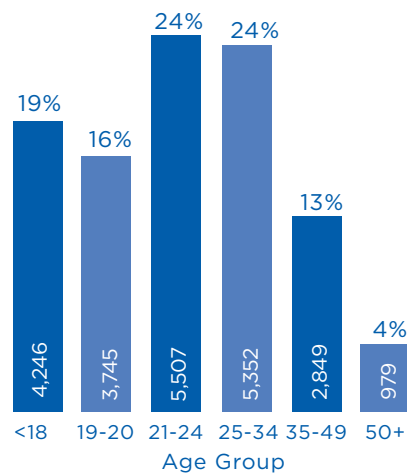
1 icon = 100 students

Communication	860
Psychology	822
Biological Sciences	759
Criminal Justice	759
Health Science Studies	657
Nursing	651
General Business	637
Mechanical and Biomedical Engineering	576
Secondary Education (various subjects)	569
English	521

Graduate

Educational Technology	474
Social Work	197
Business Administration	183
Instructional and Performance Technology	173
Public Policy and Administration	94

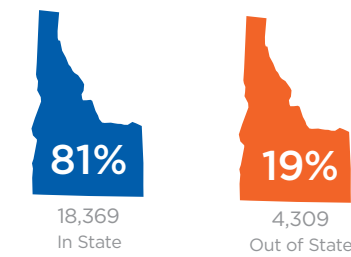
STUDENT DEMOGRAPHICS



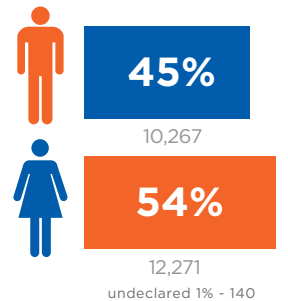
ETHNICITY

White	17,479	77%
Hispanic/Latino	1,681	7%
Asian/American	624	3%
Black/African American	381	2%
American Indian/Alaska Native	173	1%
Pacific Islander	96	<1%
Not Reported or Multi-Cultural	2,244	10%

RESIDENCY



GENDER



FACULTY AND STAFF

Professor	166
Associate	189
Assistant	178
Lecturer	101
Instructor	10
Visiting	6
Total	670

Benefit-eligible		Temporary non-benefit
Professional	846	9
Classified	576	465
Faculty	670	506
Academic (other)	57	142
Total	2,147	1,122

BUDGET

State General Account - (Includes Special Programs)	\$74,496,000
Student Tuition and General Education Fees	\$76,318,400
Other Student Fees	\$31,241,972
Federal Grants and Contracts*	\$125,100,129
State Grants and Contracts	\$2,502,674
Private Gifts and Grants	\$24,613,704
Sales and Services of Auxiliary Enterprises	\$53,138,693
F and A Recovery	\$5,430,885
Other	\$20,444,074
Total Estimated Revenue	\$413,286,531

ESTIMATED EXPENDITURES

Instruction	\$102,215,854
Research	\$30,867,286
Public Service	\$13,479,370
Academic Support	\$19,966,959
Library	\$7,291,196
Student Services	\$16,026,556
Institutional Support	\$29,764,591
Physical Plant	\$20,339,348
Scholarships & Fellowships	\$10,846,409
Federal Student Financial Aid	\$93,000,000
Auxiliary Enterprises	\$74,052,412
Planned Use of Reserves	(\$4,563,450)
Total Estimated Expenditures	\$413,286,531

*Includes Student Direct Loans

MISCELLANEOUS

Sponsored Project Expenditures 2011-2012 \$36,466,488

Living Graduates (as of October 2012)

Total	71,192
Living in Idaho	48,390
Living in the Treasure Valley	39,618

Boise State University Foundation Endowment (as of June 30, 2012)

Total Endowment	\$75,966,014
Total Assets	\$160,693,870

Number of Donors (FY11)* **10,509**

*Includes Foundation, Alumni Association and Bronco Athletic Association donors.



BOISE STATE UNIVERSITY