



# 1983 - 1984 ANNUAL REPORT

**ANNUAL REPORT**

**BOISE STATE UNIVERSITY**

**STUDENT ACTIVITIES/STUDENT UNION**

**1983-84**

## TABLE OF CONTENTS

	<u>PAGE</u>
I. INTRODUCTION.....	1
II. STUDENT UNION BOARD OF GOVERNORS.....	2
III. STUDENT ACTIVITIES.....	4
STUDENT PROGRAMS BOARD.....	5
1983 HOMECOMING.....	8
SPECIAL PROGRAMS/SERVICES SPONSORED BY THE OFFICE OF STUDENT ACTIVITIES AND STUDENT UNION BUILDING.....	10
AMERICA/NUTSHELL MAGAZINE.....	11
WALLPAPER JOURNAL.....	12
SPECIAL PROMOTIONAL EVENTS.....	13
STUDENT UNION ELECTRONIC MESSAGE BOARD.....	15
STUDENT ACTIVITIES RESEARCH.....	19
ART EXHIBITS.....	35
COLLEGE BOWL.....	39
UNION SHORT COURSE.....	42
TRAVEL ACTIVITIES.....	48
NATIONAL STUDENT EXCHANGE.....	49
ASBSU JUDICIARY COUNCIL.....	52
ASBSU ELECTION BOARD.....	55
STUDENT ORGANIZATIONS.....	60
KBSU-FM RADIO STATION.....	62
FRATERNITIES/INTERFRATERNITY COUNCIL.....	64
SORORITIES/PANHELLENIC COUNCIL.....	66
IV. STUDENT UNION OPERATIONS/SCHEDULING.....	67
V. RECREATION CENTER.....	74
VI. OUTDOOR ACTIVITIES CENTER.....	88

## INTRODUCTION

The current aims of the college union have grown out of the widely held view among educators that what the college student does educationally in the hours outside the classroom is of major importance and that the social-cultural programs for the student body at the union can give a new dimension to education - vastly expanding the opportunities and the means through which the college educates.

At the Boise State University Student Union, we are committed to enhancing the students' educational experience by providing services, activities, and avenues through which the student can further educational pursuits. Students have the opportunity to interact with fellow students, faculty, and staff and do so in an informal atmosphere. Students can also broaden their cultural experiences, pursue recreational interests, and gain a feeling of being a part of the University community.

The 1983-84 academic year proved to be an exciting one for Boise State University, the Student Union, and the Student Activities Program. In helping to celebrate BSU's becoming a "Young 51," we hosted and supported a wide variety of special events and activities. In addition, the highlights outlined in this report are a product of the many contributions and accomplishments of a very able and dedicated staff! We look forward to serving the Boise State community in 1984-85!

Dennis Freeburn, Director  
Student Activities/Student Union

**STUDENT UNION BOARD OF GOVERNORS**

## STUDENT UNION BOARD OF GOVERNORS

The Student Union Board of Governors successfully met on three separate occasions during the 1983-84 academic year. Unfortunately, two scheduled meetings had to be cancelled due to a lack of attendance. At its final meeting in May, the Board discussed the possibility of reducing the number of at-large members in order to secure a more desirable size and to alleviate quorum problems. The Charter calls for ten (10) student members, three (3) faculty members, and six (6) administrative members. The Director will review the matter during the 1984 Summer Session and make any subsequent recommendations to the new Board in the Fall.

Jay Jester served as the Chairperson for the Board for the second consecutive year. At its second meeting of the year, the Board approved the establishment of three additional sub-committees for the Board. The committees include: (1) Space Utilization Committee (Office and Leased Space); (2) Building Services (Ticket sales, utilization of Union Station, advertising, equipment rentals in O.A.C., art exhibits and general decor of the building); (3) Program Committee (Programs sponsored under the auspices of the Union or Student Activities Office). These committees join the Fee Waiver Committee and are accountable to the Director and/or Board depending on the situation and action necessary.

A scaled-down version for Bookstore expansion was discussed at the May Board meeting. The addition would include 4,160 square feet of additional floor space with a new entrance and loading dock to the east of the existing Recreation Center. No final determinations were made regarding the expansion.

## STUDENT ACTIVITIES

## STUDENT PROGRAMS BOARD

The 1983-84 academic year brought few changes within the structure of the Student Programs Board. The year brought four new executive officers to the seven person board. The seven officers were:

Betsy Buffington - SPB Director  
Scott Arnold - Assistant Director  
Steve Solomon - Business Manager  
Nancy Frederick - Lectures (Fall)  
Jamie Givens - Lectures (Spring)  
Denise Callaway - Concerts  
Nick Lunquist - Films  
Christine Smith - Special Events/Fine Arts

A major recruitment effort was conducted which brought in significant numbers. Unfortunately, the retention rate was low. This is an ongoing problem which the SPB needs to address.

The Student Programs Board established a reputation through its programming of presenting programs or topics not normally found in Boise. Because of this, there were times they received criticism from the community. The two programs which were closely examined by the public were the Russian Awareness Week and the visit of Dr. Timothy Leary. The SPB's approach to the criticism was that they were presenting programs to expand the thinking of the community and not attempting to influence or brainwash the public. The programs were presented without public protest and were a great success.

The following is an overview of the SPB programs presented during the 1983-84 year:

### CONCERTS

		<u>Attendance</u>
September 20	Buddy Rich	382
October 6	Charlie Maquire	120
October 9	Robin Flower (with Wymen's Prod.)	
November 9	Bosco & Hines	40
January 26	John Elkins	60
February 9	Steve Russel (with Special Events)	30
February 22	Eric Tingstad	50
March 9	Holly Graham (with Women's History)	200



CONCERTSAttendance

March 17	Nu Shooz(with Special Events)	30
April 18	Brothers of the Baladi	80
April 29	Margie Adams	

IDEAS & ISSUES

September 28	Dr. Timothy Leary	780
October 21-28	Russian Awareness Week	650+
October 21	Frank Church	650
February 23	James Baldwin (with English Dept.)	
February 28	U.S./Africa Relations (Dr. Peter Buhler)	40
March 13	Tuition Debate	80
March 23	Yugoslavian Speaker (with ODE)	100
April 5	Loren Jenkins	200
April 19	Robert Villarreal	500
May 2	Yugoslavian Speaker (with ODE)	80

SPECIAL EVENTS

August 25	Wade & The Blades (Orientation)	300
November 2	The Braun Brothers (Homecoming)	300
November 3	Talent Show (Homecoming)	350
March 13	Night of Jazz & Blues	80
March 17	Nu Shooz(with Special Events)	30
April 21	Spring Fling	1000

FINE ARTS

November 6-8	Philadelphia String Quartet (with Music Dept.) (Workshops & Residency)	
March 8	Don Latarski	

FILMS

The following films were shown during the 1983-84 academic year:

<u>DATE</u>	<u>FILM</u>	<u>ATTENDANCE</u>
September 16	Rock Around The Clock	
September 16	Rude Boy	250
September 17	Summer Stock	
September 17	An American in Paris	25
September 18	The Boyfriend	
September 18	Thoroughly Modern Millie	15
September 23	Dona Flor and Her Two Husbands	
September 23	Black Orpheus	82
September 25	Dona Flor and Her Two Husbands	
September 25	Black Orpheus	70
September 30	Man of Marble	36
October 2	Man of Marble	22
October 7	Los Olivados	
October 7	Greaser's Palace	37

<u>DATE</u>	<u>FILM</u>	<u>ATTENDANCE</u>
October 8	Brooms of Mexico	
October 8	Yo Soy Chicano	35
October 9	Alambrista	10
October 14	Best Boy	20
October 16	Best Boy	50
October 21/23	Serial	
October 21/23	Movie-Movie	51
October 28/30	Panique	60
November 4	El Salvador	
November 4	Atomic Cafe	110
November 5	4 documentaries	35
November 6	The Battle of Chile	40
November 11/13	Angi Vera	70
December 2/4	Aguirre	92
December 9	Get Out Your Handkerchiefs	36
December 10	Cartoons by Terrytoon	22
December 11	The Horse's Mouth	30
January 27	Metropolis	
January 27	Just Imagine	98
January 28	Things to Come	
January 28	The Day the Earth Stood Still	80
January 29	THX 1138	
January 29	Dark Star	143
February 3/5	Yokuku	40
February 3/5	La Grande Illusion	40
February 10/12	Black & White in Color	71
February 17	Putney Swope	25
February 18	"I Have A Dream..."	
February 18	A Well Spent Life	15
February 19	Chisholm	
February 19	Right On!	6
February 24/26	Middle of the World	30
March 2/4	The Harder They Come	213
March 9/11	Joe Hill & The Wobblies	53
March 16	Best of New York Women's Film Festival	43
March 17	5 documentaries	50
March 18	Annapurna & Soldier Girls	96
April 13/15	Night of Shooting Stars	46
April 20	"Twist..." & Quadrophonia	205
April 27/29	The Leopard	31
May 3	Come & Get It & I Met Him In Paris	5
May 4	Northwest Passage & The Mortal Storm	42
May 5	Duchess of Idaho & Sun Valley Serenade	22
May 5	Bus Stop & The Wild North	31
May 6	Bronco Billy & Breakheart Pass	3
May 6	Heaven's Gate	23
June 8/10	Annapurna	350

## 1983 HOMECOMING

Homecoming, 1983 was an attempt to mix some traditional activities with several new ideas. This was an attempt to program events which might attract students, alumni and community. The Committee, in reviewing the audience which attended the various activities, came to the conclusion that there is very little mixture within the audience. This may be an area the Committee should investigate in more detail for future homecomings.

The Committee, chaired by Betsy Buffington, was composed of quite a variety of people - students, staff, and faculty. This diversity of membership most likely accounts for the wide range of programs presented. The Homecoming activities for 1983 were:

- |                       |   |
|-----------------------|---|
| Tuesday, November 1   | Toilet Bowl (with the All Star Greeks vs. the All Star Dorms) North lawn of SUB<br>Attendance: 100<br>Sponsored by Tau Kappa Epsilon Fraternity |
| Wednesday, November 2 | Carnival and Dance (with the Braun Brothers)<br>Free in the Old Gym<br>Attendance: 600<br>Sponsored by ASBSU                                    |
| Thursday, November 3  | Great American Talent Show<br>Free in Special Events Center<br>Attendance: 450<br>Sponsored by the Student Programs Board                       |
|                       | Alumni Business Day (with speaker William Douce) Free in the Special Events Center<br>Sponsored by the Alumni Association                       |
| Friday, November 4    | Athletic Hall of Fame, Hoff Building<br>Political Film Festival, Ed. Building, 112<br>Sponsored by Student Programs Board                       |
| Saturday, November 5  | Bronco Boot Run, begun at Stadium<br>Sponsored by the Student Union   |
|                       | Tailgate Party - Julia Davis Park<br>Sponsored by Alumni Association  |
|                       | Football Game   |

Saturday, November 5,                      Chuck Berry Concert, Pavilion  
Sponsored by the Alumni Association and a private promoter

Monday, November 7                      Philadelphia String Quartet Concert  
Special Events Center  
Sponsored by the Student Programs Board

**SPECIAL PROGRAMS/SERVICES SPONSORED BY THE**  
**OFFICE OF STUDENT ACTIVITIES AND STUDENT UNION BUILDING**

## AMERICA/NUTSHELL MAGAZINE

For the past four years, the Boise State Student Union Building has sponsored the free distribution of both America and Nutshell magazines. Approximately 3,000 copies of each magazine were distributed four times during the academic year. The magazines have provided a unique educational and life-style magazine developed to serve students at a critical time in their lives. The magazines showcase college life from coast to coast offering informative and intriguing blend of features and commentary.

Beginning in the Fall term of 1984, the magazine will be merged into a new name which will be called The Campus Voice Magazine. The Campus Voice will be published five times during the 1984-85 academic year and will continue to be distributed through the Student Union Building as well as other outlets that are established on the campus.

## WALLPAPER JOURNAL

The Wallpaper Journal has become a mainstay in the Student Union Building over the past two years. This bi-weekly wall medium is posted at three strategic gathering places in the Student Union and presents timely news briefs, service features as well as entertaining articles relating to college life. During the 1984-85 academic year, this medium will be known as the Campus Voice Information Center. As a result, the Wallpaper Journal is being renamed the Campus Voice which will then be consistent with the Campus Voice Network which includes the old America and Nutshell magazines as well as the former Wallpaper Journal.

The Wallpaper Journal as well as the other magazines which are distributed to students free of charge have been of a high quality and definitely pertinent to college students. Their continuing presence reflects the trends and opinions of students across the country and the thought provoking coverage of major college issues is a program which we are proud to be a sponsor of.

## SPECIAL PROMOTIONAL EVENTS

This year the Student Union presented several special promotional events on the Boise State University campus. As indicated in the descriptions below, in many cases, the event was held as a co-sponsorship.

### September 20 - Buddy Rich and his Band (Co-sponsored with SPB)

Buddy Rich and his band presented an evening of swing, big band, and jazz sound. Although the attendance was not as high as anticipated, the audience thoroughly enjoyed the show.

### August 29 - September 2 - Imaginius Incorporated (Boisean Lounge)

This was a fine art print sale. Students looked at samples and ordered prints which would arrive several weeks later. The program was implemented by the Student Activities and Union Station staff. Although quite a few orders were placed, the necessity of the Student Activities staff manning the activity placed a burden on the staff.

### November 9 - Bosco & Hines (SUB Lookout)

This South Dakota musical duo presented a special blend of music and comedy in a coffeehouse performance. The pair was received by a warm audience who thoroughly enjoyed their "off the wall" humor and professional style music.

### April 23-27 - Print Sale - Northern Galleries (Boisean Lounge)

The Northern Galleries presented an art print sale. Patrons could buy prints directly from the vendor, rather than having to order the item for later. The turnout was small which may be due to the time of the semester. The percentage of the revenues which the SUB received, were donated to the Bronco Boot Run Scholarship Fund. This program may be a great success if scheduled at a peak time (i.e. prior to Christmas and holidays).



## **SUMMER ACTIVITIES**

### **June 19 - Idaho National Guard Army Band** (Ballroom)

This was originally advertised as a "picnic and music" event, but a late afternoon thunder storm forced it indoors. The band, from the Caldwell area, presented a program of marches, big band, jazz and popular pieces. The attendance was approximately 80 people, and would probably have been larger if not for the storm.

### **July 11 - Granite Youth Symphony Orchestra** (Special Events Center)

### **July 5 - Film: Year of Living Dangerously** (Ed. Bldg. 112)

### **July 12 - Film: Breaker Morant** (Ed. Bldg. 112)

### **July 19 - Film: Harold and Maude** (Ed. Bldg. 112)

The Summer Film Series is a co-sponsorship between the Student Programs Board and Student Activities.

## STUDENT UNION ELECTRONIC MESSAGE BOARD

The Electronic Message Boards have proven to be a quick, effective method for the promotion of student activities and events. In order to capture some outside advertising revenues, one of the Student Activities Office student assistants developed a marketing campaign to accomplish this task.

To prepare for advertising on the Electronic Message Boards, four things had to be developed: a contract, a rate sheet with message board functions and audience demographics, an information sheet to use for firms requesting written information, and visual aids (pictures of the boards and the environment in which they operate) for use in the sales presentation. The rate sheet proved to be the most difficult; it involved a lot of trial and error. This type of advertising is quite unique and there is very little information from other sources to use in guiding the construction of ad rates. The prices were changed a number of times throughout the semester to make them more competitive with other advertising forms, and to entice some initial sponsors to "try out" the board.

At first, our goal was to find sponsors willing to commit for a year, semester, or half semester. The prices were \$1,000, \$600, and \$350 respectively. Local banks were the prime target for this type of advertising. The response was very dismal. Julie Kilgrow, the Marketing Officer at First Security Bank, provided some useful feedback as to why her bank would not be willing to advertise on the board. While we claimed to reach an audience of 5,000-7,500 students, staff, faculty and guests daily, Ms. Kilgrow felt that this audience would be mostly the same people each day, rather than new people. And, the cost to reach such a small group (repeatedly) was far too high.

A revised price schedule allowed potential advertisers to buy "packages of time" in units of 1 week. The price for 1 week was \$49. The prices dropped as advertisers committed to four or more weeks. The response was somewhat better--one advertiser signed on for 8 weeks. A variety of "special offers" was also used to get some initial sponsors on the board, such as \$99 for one month, and later \$29.50 for a business' first week. This last offer brought in the most response; it failed, however, to bring in any repeat business. Because of this response, the prices were revised downward to \$29 per week. One firm agreed to four weeks at this rate.

A promotional contest was used to attract business and to foster readership habits for the students using the SUB. The contest, "Your Name In Lights," consisted of prize give-a-ways, including a \$50 gift certificate from Bo Jangles arranged through a credit exchange. The winning names were displayed on the message boards, hence, the name of the contest. Determining the success of this contest is difficult, given the fact that it was something new for the board. Approximately 300-400 students signed up for the prize drawings. Two more advertisers used the board during the contest period.

The message board advertising program was shelved throughout most of the Spring, 1984 semester for the Student Activities Survey and Union Short Course work. During the last few weeks of the semester, the student assistant began work to obtain sponsors for the 1984-85 school year--primarily sponsors willing to commit for a year or a semester.

The problems encountered center around two major areas. First, the limited readership hinders long term contracts. Buying for longer periods of time doesn't necessarily produce an increase in an audience since most of the audience is the same throughout the year. Second, this type of advertising is new and many firms don't want to commit for long periods of

time to an ad medium that has no historical evidence of providing revenues. Unfortunately, a research survey indicated that the message boards are one of the least favorable methods to inform students about what's going on around campus. Most firms that have advertised mentioned that they could not tell if there was any response from their advertisements. Again, there was no repeat business by advertisers and the firms that bought more than one week of advertising (contract) appeared to try to get out of their commitments.

#### ADVERTISING RATES

Open Rate:       \$29.50 per week

<u>Contract Rate Packages</u>	<u>Cost Per Week</u>
5-8 Weeks	\$27.00
9-12 Weeks	\$25.00

## S.U.B. ELECTRONIC MESSAGE BOARD

### Sponsorship

Year	(8 months)	\$200
Semester	(4 months)	\$110

(Board will display name of company/organization and address)

### Advertising

Per Week:

With year-long sponsorship	\$5.00
With semester-long sponsorship (100 character message)	\$7.00

### Reach:

Student Union Building Traffic:	5,000 - 7,500 people	<u>Daily</u>
Campus Enrollment:	11,000	

### Demographics:

Average Age: 27  
Most Populous Age Group: 19-23  
90% live off campus  
35% are married  
45% male - 55% female

### Message Board Locations:

Union Street Cafe  
Student Union Lobby  
(future site: Recreation Center)

### Message Board Functions:

Characters/symbols/numbers	Flashing	Wipe-on	Time/Temperature
All capital letters	Pause	Wipe-off	Message timing
Variable width letters	Scroll up	Interlace	
Variable speeds	Scroll down	Graphics	

### Frequency:

Message/name displayed every 2 to 4 minutes, 24 hours per day  
Maximum message length, 100 characters

## STUDENT ACTIVITIES RESEARCH

During the 1983-84 academic year, a survey was conducted by the Student Activities Office to ascertain non-academic and/or social needs of the BSU student population and to discover if certain needs are being met. The study, conducted by Student Assistant, Terry Peoples, is reported on the following pages. As a result of Terry's study, several steps are being taken to improve our marketing approach. In addition, further research will be conducted to more fully refine our program.

## INTRODUCTION

The purpose of this survey was twofold: 1) to discover the nonacademic and/or social needs of the student body; and, 2) to discover if these needs are being met. The survey was also geared to find out how the needs could be met if they were presently lacking. In constructing this survey, I assumed that all BSU students, regardless of age, present social involvement, credit load, etc., are potential "customers" or "constituents" of the Student Activities Office and its programming.

## METHODS

To conduct this survey, a questionnaire was constructed and distributed to a stratified random sample of 500 BSU students. The sample was stratified according to class rank, thus, each sample of freshmen, sophomores, juniors, seniors, graduates and special students (nondegree related) was proportionate to the true campus population of each group. However, the true population is somewhat ambiguous; data available on student population suffers a time lag between collection of information at registration and the time that information is made available. Furthermore, many students are dropping and enrolling during the first of each semester. For this study, statistics from the fall and spring, 1983 semesters were used as a guide to determine how to stratify the sample. Although not entirely accurate for the fall, 1983 semester, this information was fairly representative of class structure from year to year. The breakdown was as follows: 41% freshmen, 21% sophomores, 11% juniors, 15% seniors, 6% graduates, and 6% special students. Therefore, out of 500 questionnaires, 205 were sent to freshmen, 105 to sophomores, 55 to juniors, 75 to seniors, and 30 each to graduates and special students. The total population of BSU during the 1982-83 school year was 11,423. An adequate sample size is between 2 and 5 percent of the total population. Therefore, my goal was for a 45.8% response rate, or 229 questionnaires, the minimum sample.

## RESULTS

Out of 500 questionnaires distributed, 186 were returned, 180 of which were useable responses. This brought a 36% response rate. Although this sample is below the goal and the results should not be regarded as "scientifically" accurate, it should reveal some general tendencies in the area of student needs. Furthermore, the population figures for the fall, 1983 school year is now estimated by the Administration to be just under 10,000 full and part-time students, which brings the 180 responses closer to a 2% sample of the entire population.

It is interesting to note just who did and who did not return the questionnaires. The results by class rank are as follows:

<u>Class Rank</u>	<u>Return Rate</u>	<u>No. Sent</u>	<u>No. Returned</u>
Freshmen	23%	205	47
Sophomore	37%	105	39
Junior	45%	55	25
Senior	48%	75	36
Graduate	83%	30	25
Special	23%	30	7

It appears that students who are higher in class rank are more apt to return their questionnaires. A nonresponse is usually attributable to lack of interest or knowledge. This might suggest that the students who are less acquainted with the University (freshmen and special) are less likely to be either interested or knowledgeable about student activities. One can envision an incoming freshman to be more concerned with orientation and adapting to the new environment than with campus activities. This may not be the case for students living on campus (after a few months) as much as it is for commuter students who have less contact with the University. One major problem with this hypothesis is that the survey was conducted in the spring semester; the freshmen have had almost six months to acquaint themselves with the University. Perhaps the large commuter population, which comes to BSU to take their classes and leave, is the reason for



the high degree of uninterested or uninformed students and the process by which students become informed is very slow. The results of the questionnaire give a little more insight into this and other areas. (See Appendix A)

As could have been predicted, the results showed that involvement (and therefore knowledge and interest) is greater among the 18-24 age group, and the desire for more involvement is also higher among this group. Single students are more apt to be involved and have a greater need for more involvement than married students. Social or nonacademic involvement increases slightly with class rank. This seems to correlate with the response rate mentioned above. The interesting thing to note is that, while involvement is lowest among the freshmen group, the results showed that the desire for increased involvement is higher among the freshmen group. This definitely points to an unmet need. Surprisingly, involvement increases with credit load and the desire for more involvement follows the same pattern. Perhaps this is because students with greater credit loads are less apt to be working, whereas many part-time students work more hours, and therefore, they have less time to devote to activities. In regards to distance from campus, the general tendency for involvement in the "Very," "Fairly," and "Moderately" high categories (See Appendix A) decreases with distance from the campus. Low involvement, however, increases slightly with distance from campus. The overall trend of involvement does not seem to be significantly affected by a student's distance from campus. Students within a three mile radius have a greater desire for increased involvement than those living farther away, however. Forty-five percent of the respondents do not work, according to the survey results. This does not seem to be a true picture of the students. It may be that working students were less apt to return the questionnaire because they are not able to become involved in activities or are not interested given their school-work schedules. Nearly 57% of the nonworking students said that they wanted their involvement to be either "somewhat" or "much" higher than it

is presently. The desire for involvement drops to 44% for students working less than 10 hours and trends downward as working hours increase. Over 1/3 of the students working 30 or more hours mentioned that they would like to become more involved nonacademically. Overall, the questionnaire revealed that 47% of all students were interested in increasing their level of involvement. While this may be an indicator of unmet need, keep in mind that it may also reflect the general interest people have in leisure activities. Most people, when asked, would prefer leisure over work, especially if money isn't a problem!

The interest/needs section of the questionnaire speaks for itself in terms of what students prefer (See Appendix B). A few of the major trends will be discussed here. Question N revealed that home mailings was by far the number one choice for ways of informing students about activities or events. Since this is something which is not presently being used, it shows an area for possible consideration--a means to better meet the needs of the students. Most of the other questions show or support the claim that BSU has a diversity of students and interests. Not all of the preferences can be met fully by the Activities Office. For example, Question Q, which deals with musical concerts, shows a strong preference for rock & roll concerts. This is something that can be better met via the Pavilion. Question P, on the other hand, shows a strong interest in outdoor activities, something which can be met through the Outdoor Activities Center. Question R, which deals with movie preferences, is probably irrelevant because it is oriented toward pop movie themes. The Programs Board can't really compete with local theaters or video rental stores and must offer something different to be successful. However, the preference for comedies (or humorous films) might still be helpful in the selection of campus movies regardless of whether or not they are pop films. Question S, speaker or lecture preferences, reveals a strong interest in current events, and surprisingly, comedy topics. The results of Question T, counseling services, indicated an interest in career planning.

The third section of the questionnaire gave students a chance to make some comments of their own. It became apparent after reading through these comments that most students didn't really understand what was meant by "student services." For the most part, section three seems to be a "general comment" section, since many of the responses are unrelated to the question per se or the Student Activities Office. Comments were often aimed at the University as a whole (parking, registration, classes, etc.) rather than to our office. The purpose of the questions was to discover what students feel are lacking in the area of activities, services, and clubs/organizations. Also, the questions were a useful tool for gauging how little students know about their campus (as well as the Student Activities Office). It was surprising to see how many comments were made for services which already exist on campus. A few of the most common responses will be discussed below.

First, there were many comments about not knowing what is going on around campus. Students feel uninformed, or do not know where to go to find out answers to their questions. This lack of information problem is emphasized by the above comment that students made suggestions for services already existing on campus. Another area that received a lot of attention was academic and career related counseling. Students are unhappy with the quality of academic advising that exists, and many made suggestions for career guidance. There appears to be an apparent lack of knowledge about the Career Planning and Placement Center. The third major area of interest was in student activities or programs that would make students feel like they are more a part of the University, and activities oriented toward the older crowd. Students responded for support groups for "returning students," informal dances, singles parties, an over-25 age group, and support groups for single parents. The comment section also revealed the diversity of interests at BSU with many highly individualized needs or suggestions (e.g., an airplane for a flying club). There were also the usual gripes about parking, not getting classes, and administrative hassles.

## IMPLICATIONS/SUGGESTIONS

Going back to the original problem question of whether student needs are being met, it is now obvious that this is too broad a question to receive an accurate answer. For a number of reasons, which will be discussed below, it is difficult to determine whether the students' nonacademic or social needs are being met; however, it is evident that there are needs that the Student Activities Office could be working on to help meet. These needs will also be discussed below.

The problem question automatically lumps all students together and asks if their (collective) needs are being met. As noted in this paper, BSU serves a great diversity of students--to meet the needs of one group is to ignore (or place less emphasis on) another group. Furthermore, many students do not look to the University for social or nonacademic activity (In fact, most won't even take the time to vote in the ASBSU elections). Thirty-four percent of the students surveyed said their level of social or nonacademic involvement was nonexistent; two-thirds of these students also said they would like their level of involvement to "stay about the same." In addition, 40% of the students described their level of involvement as low and more than half of these students also said they would like their level of involvement to stay about the same. To lump all these students together as possible constituents (whose needs we would like to meet) or users of our programming or services distorts the results.

Another problem is that students were generally unfamiliar with our office and the scope of its responsibilities, so the needs they indicated are needs we can't meet anyway (such as career advising or academic advising). Students assume that anything that could be considered leisure activity that happens on the campus is associated with our office, such as Pavilion concert planning. This distorts the results in that it suggests there are unmet needs, but that they are out of our jurisdiction. I think the questionnaire should have set better parameters as to the responses needed. Furthermore, the responsibilities of the Student Activities Office should have been clearly stated so that students would have a better understanding as to the input we were looking for.

Given the results of the survey, the following suggestions seem to be relevant.

1. There needs to be a greater emphasis placed on freshman orientation. This would help increase the level of awareness for activities and services that the campus offers. Students who are more aware of the University environment are apt to get more involved. This study supported this assumption by showing that level of involvement increases with class rank. The survey results showed that present involvement is lowest among freshmen, but the desire for increased involvement is highest among this group. Furthermore, the response rate was lowest from the freshmen, which shows that there is room for improvement on orientation, given that those who were more apt to return the questionnaires were upper class students who have attended BSU longer. I would suggest activities also geared at the freshmen group to help them feel "closer" to the University. The end result of a commitment to freshmen orientation and activities geared at making them feel closer to the school, would be a group of students more knowledgeable about the campus and more apt to become involved socially. In the long run, students who feel close to their alma mater are probably more apt to support the school with alumni donations. (I only mention this because it sounds like a good bargaining tool for increased funding for freshmen orientation.)

2. To solve the problem of a lack of information (other than through orientation), I would suggest using a monthly home mailing that would be sent to students who have indicated an interest in receiving the information at registration. The most common response to the question on how to inform students about activities was the "home mailing." The cost of this is an obvious barrier, however.

3. Related to the first suggestion, I see a need for a stronger effort to reorient returning students or nontraditional students to the campus. Specifically, a few days could be devoted at the beginning of each semester for activities

and information sessions/seminars directed toward the older student ("nontraditional student days"). I would suggest helping these students organize a support group or "club" for themselves.

4. Because a large group of students are unfamiliar with the Student Activities Office and its responsibilities, I think something should be done to make our office or function more visible. Students need to be aware of the fact that our office (as well as the Student Union as a whole) is providing valuable services and opportunities for social growth--cocurricular, rather than extracurricular in nature. I believe that a failure to provide visibility, to the extent that students do not understand our purpose and importance, can be dangerous in terms of budget appropriations. Usually, the department in an organization that people know the least about, is the first one to get the axe when the budget belt begins to tighten. A possible solution could be the development of a logo and/or slogan which symbolizes the purposes of the Student Activities Office.

5. I would suggest that any discrepancies between what students have indicated in terms of interests in part II of the questionnaire and current programming be considered for possible changes if the change is feasible given the monetary restraints and outside competition. Actually, another survey should be created and used to discover the interests such as movies and Programs Board lectures; this survey includes the interests of a number of students who probably wouldn't attend if changes were made (54% said they did not have the time for further involvement). Question T and the career related comments in Section III suggest the possibility of Union Short Courses or seminars sponsored by our office that would help meet the strong interest in career planning. Seminars could be arranged in conjunction with Career Planning and Placement.

Although the focus of this survey was probably too broad, and the meaning of nonacademic and social involvement may have been ambiguous to many students, I think the survey was valuable in showing certain informational needs of the

campus. A suggestion for further study might be to survey those students who use the Student Union Building, or focus on the students who are more apt to be involved socially such as those living on campus. This study may have been more valuable had the specific needs we are interested in been defined and researched.

APPENDIX A

STUDENT ACTIVITIES SURVEY

Background

Circle the number next to the most appropriate answer.

- A. My age falls into the category of:
1. 18-24
  2. 25-34
  3. 35-49
  4. 50 +
- B. Sex:
1. Male
  2. Female
- C. Marital Status:
1. Single
  2. Married
  3. Single Parent
  4. Other
- D. My class standing here at BSU is:
1. Freshman
  2. Sophomore
  3. Junior
  4. Senior
  5. Graduate
  6. Special/Nondegree related
- E. My credit load is currently:
1. Less than 8 credits
  2. 8-12 credits
  3. 13-16 credits
  4. More than 16 credits
- F. I am currently living:
1. In a residence hall on campus
  2. Off campus, away from parents
  3. Off campus, with parents
  4. In a Sorority or Fraternity house
  5. In married student housing
  6. Other
- G. (If living off campus) My distance from the campus is about:
1. Less than one mile
  2. One to three miles
  3. Three to ten miles
  4. More than ten miles
- H. In regards to work, I am currently:
1. Not working
  2. Working less than 10 hours per week
  3. Working 11-20 hours per week
  4. Working 21-30 hours per week
  5. Working more than 30 hours per week
- I. Please indicate the statement which most closely corresponds to your primary reason for attending Boise State University:
1. To explore a new career or academic area
  2. To prepare for immediate entry into a career
  3. To prepare for graduate school or another institution/college
  4. To update skills for a job currently held
  5. For interest and self enrichment
  6. Other (please specify) \_\_\_\_\_
- J. My current level of social or "non academic" involvement at BSU could be described as:
1. Very high
  2. Fairly high
  3. Moderate
  4. Low
  5. Non existent



- K. I would like my level of social or non academic involvement at BSU to be:
1. Much higher
  2. Somewhat higher
  3. About the same as it is now
  4. Less than it is now
- L. The largest barrier I see for further social or non academic involvement is:
1. Lack of time
  2. Inconvenient scheduling of programs and activities
  3. Lack of interesting activities or programs
  4. I see no barrier
  5. Other (please specify) \_\_\_\_\_

Interests/Needs

In the following section, please circle any or all of the responses that apply to you.

- M. I would like student activities to occur during the following time periods:
- |                      |                       |
|----------------------|-----------------------|
| 1. Before Noon       | 6. 7:00 - 11:00 p.m.  |
| 2. Noon to 1:00 p.m. | 7. Saturday mornings  |
| 3. 1:00 - 3:00 p.m.  | 8. Saturday evenings  |
| 4. 3:00 - 5:00 p.m.  | 9. Sunday (daytime)   |
| 5. 5:00 - 7:00 p.m.  | 10. Sunday (evenings) |
- N. What is the best way to inform you of campus activities?
- |                                  |                                 |
|----------------------------------|---------------------------------|
| 1. Campus newspaper              | 6. Bulletin boards (posters)    |
| 2. Campus radio                  | 7. Electronic Message Boards    |
| 3. Commercial radio/TV           | 8. Campus billboard (marquee)   |
| 4. Home mailings (monthly flyer) | 9. Cafeteria table tents/flyers |
| 5. Classroom announcements       | 10. Other _____                 |
- O. I would prefer the following types of programs:
- |                              |                                 |
|------------------------------|---------------------------------|
| 1. Art exhibits              | 6. Theatrical presentations     |
| 2. Coffeehouse entertainment | 7. Pop music concerts           |
| 3. Movies                    | 8. Classical/Symphonic concerts |
| 4. Recreational events       | 9. Arts & Crafts shows          |
| 5. Lectures/Speakers         | 10. Other _____                 |
- P. What type of recreational events do you prefer?
- |                             |                |
|-----------------------------|----------------|
| 1. Outdoor trips/excursions | 6. Dances      |
| 2. Tournaments/Contests     | 7. Intramurals |
| 3. Fitness/Exercise related | 8. Other _____ |
| 4. Sports/Exhibitions       |                |
| 5. Runs/Marathons           |                |
- Q. Which types of musical concerts or dances do you prefer?
- |                |                        |
|----------------|------------------------|
| 1. Hard rock   | 6. Country and Western |
| 2. Modern jazz | 7. Soul                |
| 3. Bluegrass   | 8. Classical           |
| 4. Folk music  | 9. Gospel              |
| 5. Rock & Roll | 10. Disco              |
|                | 11. Other _____        |
- R. What type of movies do you prefer?
- |                         |                        |
|-------------------------|------------------------|
| 1. Comedies             | 6. Foreign language    |
| 2. Westerns             | 7. Family type G-rated |
| 3. Science fiction      | 8. Classic             |
| 4. Musicals             | 9. Other _____         |
| 5. Mysteries and horror |                        |
- S. What type of speaker/lecture presentations do you prefer?
- |                    |                         |
|--------------------|-------------------------|
| 1. Current events  | 6. Local issues         |
| 2. Political       | 7. International issues |
| 3. Comedy          | 8. Scientific           |
| 4. Religious       | 9. Academic             |
| 5. Minority issues | 10. Futuristic          |
|                    | 11. Other _____         |
- T. What type of Counseling Services are you interested in?
- |                                      |                           |
|--------------------------------------|---------------------------|
| 1. Career planning                   | 6. Dealing with stress    |
| 2. Leadership development            | 7. Personal relationships |
| 3. Assertiveness training            | 8. Study skills           |
| 4. Developing your potential         | 9. Orientation            |
| 5. Returning/non-traditional student | 10. Minority student      |
|                                      | 11. Other _____           |

What type of student services do you feel are lacking at BSU? \_\_\_\_\_

---

---

---

---

---

---

---

---

What type of student activities do you feel are lacking at BSU? \_\_\_\_\_

---

---

---

---

---

---

---

---

If you could formulate a club or organization of your own, what might its purpose or orientation be? \_\_\_\_\_

---

---

---

---

---

---

---

---

NAME (Optional - Please Print)

---

PLEASE RETURN BEFORE JANUARY 20, 1984

Please note, this information will be kept in strict confidence.

In the following section, each question is presented as it is on the questionnaire and the frequency (number of responses) and percentage of total responses is displayed.

Percent      Frequency

A. My age falls into the category of:

49%	89	18-24
35%	63	25-34
13%	23	35-49
3%	5	50 +

B. Sex:

41%	74	Male
59%	106	Female

C. Marital Status:

55%	99	Single
40%	72	Married
5%	9	Single Parent

D. My class standing here at BSU is:

26%	47	Freshman
22%	39	Sophomore
14%	25	Junior
20%	36	Senior
14%	25	Graduate
4%	7	Special/Nondegree related

E. My credit load is currently:

28%	50	Less than 8 credits
21%	36	8-12 credits
34%	60	13-16 credits
18%	33	More than 16 credits

Percent      Frequency

F. I am currently living:

4%	8	In a residence hall on campus
54%	98	Off campus, away from parents
27%	49	Off campus, with parents
1%	2	In a Sorority or Fraternitly house
1%	2	In married student housing
12%	21	Other

G. (If off campus) My distance from the campus is about:

12%	21	Less than one mile
25%	43	One to three miles
40%	67	Three to ten miles
25%	38	More than ten miles

H. In regards to work, I am currently:

45%	82	Not working
5%	9	Working less than 10 hours per week
17%	30	Working 11-20 hours per week
10%	18	Working 21-30 hours per week
23%	41	Working more than 30 hours per week

I. Please indicate the statement which most closely corresponds to your primary reason for attending BSU:

20%	37	To explore a new career or academic area
38%	70	To prepare for immediate entry into a career
13%	25	To prepare for graduate school or another institution
6%	12	To update skills for a job currently held
16%	30	For interest and self enrichment
7%	13	Other

J. My current level of social or nonacademic involvement at BSU could be described as:

2%	3	Very high
5%	9	Fairly high
19%	34	Moderate
40%	72	Low
34%	62	Nonexistent

Percent      Frequency

K. I would like my level of social or nonacademic involvement at BSU to be:

6%	10	Much higher
41%	74	Somewhat higher
53%	94	About the same as it is now

L. The largest barrier I see for further social or non-academic involvement is:

56%	102	Lack of time
10%	19	Inconvenient scheduling of programs and activities
16%	29	Lack of interesting activities or programs
14%	26	I see no barrier
11%	21	Other

- Family commitments (5)
- Lack of interest
- Other professional commitments
- Outside activities
- Lack of awareness (6)
- Cost of football tickets to part-time students and guests
- Distance (5)
- My own apathy, attitude, and lack of information

## ART EXHIBITS

The Student Activities Office sponsored nine art exhibits in the Student Union Building (SUB). The goals are to provide the BSU community with a wide variety of cultural experiences that will expand one's ideas about art and to provide the SUB with a changing, interesting, and pleasant atmosphere.

In keeping with the goals and objectives, emphasis was shifted from buying art shows from agencies to encouraging student, local, and regional artists to display their works in the SUB. In return for displaying their works in the SUB, certain services were provided. (See Appendix A - SUB ART AGREEMENT.) While we were very successful in attracting local artists we were unable to upgrade our facilities which would ensure a constant flow of artists desiring to display their works here.

One of the main reasons for this year's success was the cooperation of several students and faculty in the Art Department. We worked with them to get the word out as to what services the SUB could offer. As word of mouth spread, we began to see a steady flow of students asking to display their art works. As of this writing we have two shows scheduled for Fall, 1984, one in mid-August and the other in mid-September. Our goal is to have one show per month during the entire 1984-85 academic year.

The exhibits/projects presented this year were:

- 1) September 1983      Association of College Unions-International (ACU-I)-  
Committee on the Arts (COTA).

Art works were recruited from BSU students and were taken to the ACU-I Regional Conference where they were exhibited. Selections were made there

for the traveling art show to Region 14 schools for the 1983-84 school year. We were quite pleased BSU Art major, Ann Adair, had both her pieces included in the show.

- 2) September 19 - **Watercolors** by Doug Shaver in the Union Street Cafe  
October 14, 1983

Doug, a BSU alumnus, has displayed his works in ten Boise area exhibits and many of his pieces are already in private collections. His watercolors range from landscapes and wildlife scenes to birds of prey.

- 3) September 26 - **"The Last Five"** by Ken Williams in the Ballroom hallway  
October 24, 1983

Ken, a BSU alumnus, displayed his paintings and prints completed over the past five years. His works have been shown at Visual Expressions, the Boise Gallery of Art, and the International Biennial in Cracow, Poland.

- 4) February 27 - **Paintings and Photographs** by Thomas M. Rockne and  
March 22, 1984 Richard A. Young in the Ada Lounge

Both Rockne and Young are BSU alumni and Rockne is a part-time photography instructor in the BSU Art Department. Rockne's photographs representing several years of effort were concerned with a conceptual approach to the medium. Young's paintings and drawings represented an ongoing investigation into still life and figure mastery.

- 5) April 2-13, 1984 **National Week of the Young Child** in the Ballroom hallway  
Young artists and their parents, all from the BSU Child Care Center and the Vocational-Technical Child Care Studies Center, displayed the masterpieces they created in honor of their week.

- 6) April 16-27, 1984 **Painted Cloth Works** stretched and glued onto wood frames by Jim Barsness and Aileen Van Curen in the Boisean Lounge

Barsness, a BSU student in the Fine Arts Masters Program, said, "I start from scratch and build these things until they look like they can get along without me -- then I cut them loose. It's a system built entirely on faith."

Van Curen, also a BSU student, said her works reflect her ongoing fascination with perception through expressive color and canvas manipulation.

- 7) April 12-27, 1984 **Student Art of Northwest Colleges** from ACU-I-COTA in the Union Street Cafe

The show assembled at the ACU-I Regional Conference represents some of the best works from northwestern students and travels to ten schools during the year. This show featured two pieces from BSU student, Ann Adair.

- 8) May 2-11, 1984 **"Design to Make a Difference"** featuring plans for a pedestrian plaza by various professional and student designers in the Ballroom hallway

These architectural designs show possible solutions for transforming a parking lot off Main Street in Old Boise between 5th and 6th streets into a pedestrian plaza. It was sponsored by the American Society for Architects and BSU in conjunction with the "1984 and Beyond" series.

- 9) April 30 - **"Plastic Man vs. Plastic Senator -- A Photographic Defense of the Wilderness"** by Greg Jahn in the Union Street Cafe  
May 11, 1984

Jahn's show consisted of sixteen photographs of the Idaho backcountry, including close-up shots of flowers and night photography. It was put together in response to Senator James McClure's wilderness proposal for Idaho.



**SUB ART AGREEMENT**

This agreement will commit the Student Union Building and \_\_\_\_\_, hereafter called "Artist" to the following conditions: `

The Student Union Building will provide:

- An agreed upon area to hang the show in the SUB
- Insurance to cover the sale value of the art works, not to exceed a \$200 maximum value per piece
- Normal building security for all shows
- Printing of a poster to advertise the show
- Public service announcements and a press release on the event
- The Student Union Building will handle all sales of the works and will deduct 15% of the sale price for the SUB and it will issue a check to the Artist for the remainder of the money two (2) weeks after the close of the show.

The Artist will provide:

- The art works for the show
- The labor for hanging the show
- Design and layout of the poster
- Distribution of the poster
- Biographical information on the Artist and his works and awards for promotional purposes.

The show will be on display from \_\_\_\_\_ to \_\_\_\_\_  
in the \_\_\_\_\_ of the SUB.

I have read the above conditions of this agreement and accept these terms.

\_\_\_\_\_  
Denny Freeburn, Director  
Student Activities/Student Union

\_\_\_\_\_  
Artist

\_\_\_\_\_  
Date

\_\_\_\_\_  
Date

## COLLEGE BOWL

This was the third season for College Bowl at Boise State University. The season opened with two practice games; the first competition was between Student Residential Life (SRL) staff and Student Union Building (SUB) staff in the Saga board area during the evening meal. As in last year's match, SRL staff narrowly defeated the SUB staff.

The second practice game featured a BSU administration team against a BSU Deans team in Union Street Cafe over the lunch hour; the Deans won in an extremely enjoyable match. These practice games worked very well in enticing teams to play in the campus competition.

Campus competition, held in January, drew eight teams for the double elimination tournament which ran for two weeks. When all the smoke cleared from the competition, a BSU debate team garnered top honors; a second BSU debate team took second; and ROTC placed third.

Tacoma, Washington was the site of a regional championship held in February. BSU sent an all-star team which consisted of the winning team members and two all-stars selected from the other seven teams. Unfortunately the BSU team was knocked out in the second round of competition; however, the University of Idaho won the tournament and is to represent our region in the national tournament.

We plan to continue with this Varsity Sport of the Mind as it is destined to grow now that it is back on a national track. NBC television is supporting the program and televising the national competition.

## COLLEGE BOWL - REGIONAL

This year College Bowl (CB) coordination started roughly with the appointed CB coordinator leaving for a position in another region. A new coordinator needed to be quickly found; the BSU Student Activities Advisor was the unsuspecting person who volunteered to coordinate the regional tournament. After reviewing the regional coordinator's handbook and assistance from past CB coordinator, Don Johnson, regional preparation began.

Schools that had previously participated were re-contacted plus potential new schools were targeted and contacted. A new addition to the regional recruitment plan was the establishment of a College Bowl packet library which contains more than 60 packets played over the past three years. These packets, available to schools at a cost of \$3 each, proved to be very beneficial in familiarizing, educating and facilitating practices for new and old teams in College Bowl play at an extremely attractive price.

The regional tournament had several problems. One was a change in dates for regional tournament play mandated by the national College Bowl headquarters. Our region originally established a March play date to coincide with more favorable weather conditions. This date change forced schools to travel at a time when weather conditions are often less than ideal in our region. Luckily, our host school, the University of Puget Sound, had one open date within the time frame specified by the national College Bowl office. This date change caused one school to cancel, a major inconvenience for another, and confusion among all for a brief period of time.

Seven teams competed in the regional tournament with the University of Idaho capturing the tournament and the University of Oregon taking second.

Unfortunately, the tournament was not as well organized as desired. As the evaluations pointed out, there were many factors that contributed to this poor performance. Since these problems have been identified, they will be corrected before the next tournament barring any major changes on the national level. Boise State will host next year's regional College Bowl tournament as no other schools expressed an interest.

In summary, it was a fair year for the College Bowl program. Three new schools appear to be ready to participate next year so we should have a regional tournament consisting of nine to eleven teams. With any luck, this region will have a team in the national finals next year. A workshop on College Bowl organization and administration has been planned for our regional conference in addition to a fun game between regional staff and students at Bozeman, Montana in October.

## UNION SHORT COURSE

This was an excellent year for the Union Short Course (USC) program with both Fall and Spring semesters showing a profit. During Fall semester 230 people enrolled in a total of 313 course registrations. The program offered 24 courses from October 18 - November 21, 1983 in the areas of Business/Finance, Dance, International Dance, Health, Outdoor Activities and Potpourri.

Five thousand catalogs were printed and distributed by direct mail to past participants and via drop off points at major corporations and community organizations. The program content was well received as was demonstrated by the new people as well as the "steadies" that participated in the program. Appendix A - Fall 1983 outlines the courses offered, number of people enrolled, and the overall percentage in each course. Appendix C summarizes total number of people enrolled, hours of instruction, average number of people in each course, and other useful trend information about the program.

Spring 1984 USC fully exceeded expectations. Three hundred ninety-five people registered in a total of 602 course offerings. In the areas of Business/Finance, Dance, Health, Leisure Activities and Outdoor Activities twenty-eight courses were offered between April 2 and April 30, 1984.

Five thousand catalogs were printed and mailed to past participants plus mailing lists from the Arts Commission and Mountain West were purchased for a total mailing of 1,000 pieces. Our standard drop off points at local businesses and community organizations were used again. Registration fees remained the same: \$3 one time registration fee plus \$1 per course.

See Appendix B - Spring 1984 for courses offered, the number of people in each course and the overall percentage in each course. Both sessions showed a profit enabling next year's budget to start out at \$1,200. Appendix C which provides a comparison of the last three USC sessions shows the program's growth rate.

A manual has recently been created delineating all steps -- from planning timelines and selecting courses to registration procedures and thank you notes -- required to run a successful USC program. Appendix D is the index to the manual.

Next year, USC will concentrate on Outdoor Activities and Leisure Activities. The program will span the entire semester and the catalog will be available in early September with programs starting in mid-September and continuing through mid-December. The philosophy behind this change is to focus more of the services towards students. The statistics in Appendix C clearly show the public was the main benefactor of USC. We want to focus on students and build student usage of our Outdoor Activities Center as well as educate people regarding safe utilization and enjoyment of the natural resources found in our beautiful state.

APPENDIX A  
UNION SHORT COURSE ENROLLMENT  
FALL 1983

<u>Course Title</u>	<u>Total Enrollment</u>	<u>Percentage</u>
Ballroom Dance	32	10.2
Basic Auto Mechanics	29	9.3
Beginning Rappelling	28	9.0
Cross-Country Skiing	22	7.0
Introduction to Home Brewing	20	6.4
Merengue - South American Dance	19	6.1
Personal Financial Planning	18	5.8
Beginning Wine Appreciation	18	5.8
Creative Ice Cream Making	17	5.4
Basic 35mm Photography	16	5.1
Survival Skills	12	3.8
Bicycle Maintenance and Repair	11	3.5
Beginning Belly Dancing	10	3.2
Introduction to Transcendental Meditation	10	3.2
Introduction to Public Speaking	10	3.2
Jazzercise	9	2.9
Snow Camping	9	2.9
Bicycle Touring	8	2.6
Malaysian Folk Dance - Zapine	6	1.9
Job Hunting Techniques	5	1.6
Middle East Folk Dance	4	1.3
Middle European and Philippine Dances	0	C
Drug Awareness	0	C
Jogging for Health	0	C
	313	100.0

24 Courses, 3 Cancelled

APPENDIX B  
UNION SHORT COURSE ENROLLMENT  
SPRING 1984

<u>Course Title</u>	<u>Total Enrollment</u>	<u>Percentage</u>
Hypnosis	73	12.1
Hiking and Backpacking Near Boise	55	9.1
Financial Planning and Asset Management	39	6.5
Do In - Japanese Self Massage Technique	33	5.5
Scaredy Cat Swim	30	5.0
Computer Talk (Section I)	26	4.3
Backcountry Cookery	25	4.2
Introduction to Caves and Caving	24	4.0
Plants in the Landscape	24	4.0
Computer Talk (Section II)	23	3.8
Real Estate Practices	23	3.8
Zoo Tour	21	3.5
I. R. A.'s	20	3.3
Creative Dance and All That Jazz	20	3.3
A Holistic Approach to Herbs	20	3.3
Using Video Cameras and Recorders	20	3.3
Photography: 35mm	19	3.2
Beginning Rappelling	19	3.2
Introduction to Skydiving	19	3.2
Cartooning: An Introduction	17	2.8
Bamboo Dance	11	1.8
Bicycle Touring	10	1.7
Bicycle Maintenance (Section I)	10	1.7
Intermediate Homebrewing	7	1.2
Bowling	5	.8
Bicycle Maintenance (Section II)	4	.7
Billiards	3	.5
Introduction to Homebrewing	2	.3
	602	100.0

28 Courses, 0 Cancelled



APPENDIX C  
UNION SHORT COURSE  
AN ANALYSIS AND COMPARISON

<u>Analysis Point</u>	<u>Spring 1983</u>	<u>Fall 1983</u>	<u>Spring 1984</u>
Total number of people registered	306	230	395
Total number of course registrations	496	313	602
Average number of courses per person	1.6	1.4	1.6
Total number of class hours offered	170	104.5	127.5
Number of courses offered	36	24	28
Average number of people in each course	14.4	11	13.8
Number of course cancellations	7	3	0
Total number of people affected by cancellations	17	6	0
Average number of people in cancelled courses	2.4	2	0
Percentage of courses cancelled	19	12	0
Percentage of people affected by cancellations	3.4	2.6	0
Who registered: Community	70.5%	63%	71%
Students	24.5%	31%	23%
Faculty and Staff	4.2%	6%	6%

Where registrants found out about USC Spring 1984:

Posters	8	2%	Mailing	116	30%
University News	29	7%	Which Mailing List:		
Idaho Statesman	51	13%	USC	71	61%
USC Catalog	96	24%	Arts Comm.	28	24%
Radio	12	3%	Mtn. West	17	15%
Other	83	21%			

INDEX  
to  
UNION SHORT COURSE HANDBOOK

- 0.1 Introduction
- 1.0 What a timeline is about
  - 1.1 Timeline for Fall Semester
  - 1.2 Timeline for Spring Semester
- 2.0 How USC classes are identified
  - 2.1 National trends
  - 2.2 Local trends
  - 2.3 New ideas and other resources
- 3.0 Identifying instructors to teach
  - 3.1 Educating and motivating instructors to teach
  - 3.2 Telephone script - introduction
  - 3.3 Telephone script - USC specifics
  - 3.4 Telephone script - closure
- 4.0 Information packet to instructors
  - 4.1 Confirmation letter
  - 4.2 Teaching information
  - 4.3 Instructor-course proposal
  - 4.4 Sample course descriptions
- 5.0 Developing advertising campaign and catalog distribution
  - 5.1 Strategies
  - 5.2 Press Releases / Feature Stories
  - 5.3 PSA's for Radio / TV
  - 5.4 Catalog distribution points
- 6.0 Catalog preparation
  - 6.1 Room reservations
  - 6.2 Editing of course descriptions
  - 6.3 Catalog - bids and printing date
- 7.0 Staff review of descriptions
  - 7.1 Instructor approval of course descriptions
- 8.0 Catalog layout
- 9.0 Registration
  - 9.1 Union Station Staff / Night Manager training
  - 9.2 Master registration notebook
  - 9.3 Processing of registration forms
  - 9.4 Waiting list procedures
- 10.0 Statistics
- 11.0 Program maintenance
  - 11.1 Envelopes for instructors
  - 11.2 Signs giving directions to classrooms
  - 11.3 Student evaluation of instructors
- 12.0 Program wrap-up and evaluation
  - 12.1 Instructor recognition
  - 12.2 SUB support staff recognition

## TRAVEL ACTIVITIES

In addition to the Annual McCall Winter Carnival Trip, the travel activities planned by the Student Activities Office for this year included a Spring Break trip to Seattle and a "Backcountry Thanksgiving", planned in conjunction with the Outdoor Activities Center. The possibility of a pre-Spring semester trip to Yellowstone National Park was explored, but due to the cost involved it was not feasible.

### THANKSGIVING

This trip was advertised as a "Backcountry Thanksgiving". The original intent was to stay at the Bradford Boy Scout Camp near Stanley, Idaho, but due to the large snowfall we would have been unable to reach the camp. It was then decided that we would use a cabin in Placerville. On the morning of the trip we met, only to discover that a storm the previous evening had forced powerlines down in the Placerville area. After checking several leads, the group ended up at Bogus Basin in a condominium. Although the trip was not quite as advertised, everyone did enjoy themselves.

### MCCALL WINTER CARNIVAL

Twenty-one people participated in this year's trip to the McCall Winter Carnival. The warmer weather conditions made being outside all day a much more pleasant experience than in previous years.

### SEATTLE

The destination of this year's Spring Break trip was Seattle, Washington rather than San Francisco, as has been the case for previous trips. The trip was March 23-28 and two vans of students enjoyed the experience of exploring Seattle.

Although there were enough students to implement the trip, it was decided that a Spring Break trip to San Francisco would be more attractive and easier to promote.

## NATIONAL STUDENT EXCHANGE

The 1983-84 academic year marked BSU's seventh year of participation in the National Student Exchange Program. At this writing, the National Student Exchange Program has grown to encompass some 69 colleges and universities in 36 states and one U.S. territory.

New campus recruitment efforts in 1983-84 were especially directed to those states where NSE does not have a member institution as well as those areas identified as regions of high student interest.

During the 1983-84 academic year, some six new institutions joined the NSE consortium and they include the following: Alabama State University, Murray State University (Kentucky), Portland State University (Oregon), Southern Oregon State College, University of Minnesota, and the University of Rhode Island. In addition, four prospective members attended the annual consortium meeting held in March of 1984. The prospective members include: Drake University (Iowa), University of Maine at Orono, University of South Dakota, and the State University of New York at Albany.

The eleventh Annual Conference for the National Student Exchange was held March 20-23 at Buffalo, New York and was co-hosted by the State University College at Buffalo. In addition to the formal exchange process, several panel discussions were conducted on a variety of topics including the role of the student coordinator and secretary coordinator in NSE program management, models for transition of NSE coordinators, student recruitment and what it means to publicize the exchange program on member campuses, how administrators with full-time plus appointments manage NSE responsibilities, promoting the strengths and uniqueness of the mid-west campuses, keeping the campus community informed about the NSE program, the development of the National Faculty Exchange Program, budgetary considerations regarding the NSE program

and recruiting minority and non-traditional students.

Cindi Asher served as the Student Coordinator for 1983-84 and was re-appointed for an unprecedented third year to function in this capacity. Cindi chaired a panel discussion regarding the role of the student coordinator in the NSE program and did an outstanding job in covering this important aspect of BSU's program.

Coordinators attended the Buffalo conference prepared to place some 1,887 students for all or part of the 1984-85 academic year. At the end of the first choice university/college round, 1,591 (84%) students had been placed. After completion of the second/third and subsequent rounds, placement commitments had been made for a total 1,789 (95%) students among the 68 campuses participating in the placement process. It should be indicated that Eastern Montana College is withdrawing at the conclusion of the 1983-84 academic year and did not participate in placements. The College of Charleston had no students to send but did accept students for the upcoming academic year. The placement process continued with the 98 students still desiring 1984-85 exchange opportunities. Many NSE campuses expressed a willingness to consider placements following the conference. Keith Lupton, who implemented the Brokerage Placement Process at NSE's 1974 Chicago conference, directed the procedure in Buffalo.

In reviewing the program at Boise State University during the 1983-84 academic year, it can be said that the group of students attending BSU were among the most enthusiastic and cohesive group of students which have ever attended our institution as a part of the exchange program. Unlike some other years, the NSE students who attended this year were an extremely close group and their parting at the end of the academic year was not without a great deal of 'anguish'. We are convinced that the NSE program at Boise

State has helped to create some definite life-long friendships among the students attending here. As a group, the students seemed to blend together quite well and probably did more together than many classes in recent history.

It is interesting to note that the two institutions who are members in the State of Idaho, namely Boise State University and the University of Idaho have been declining insofar as the number of incoming NSE students are concerned. In tracing the attrition over the past four years, we have gone from a high of 36 incoming students at BSU in 1981 to a total of only 7 students attending BSU for the 1984-85 year. In the case of the University of Idaho, 92 students were received during the 1981-82 academic year and only 34 students are scheduled to attend during the 1984-85 academic year. In assessing these figures, there is certainly some natural concern and several steps will be taken during the next year to track these figures more closely. It should be indicated that other member institutions in the Northwest are also 'down' in terms of incoming students to their institutions. This includes such institutions as the University of Oregon and Oregon State University.

On a brighter note, it can be reported that we placed 21 of 22 Boise State University students at other campuses for the 1984-85 academic year. The remaining student who was not placed was recently accepted as a post-conference placement at his first choice, the University of Maryland. Therefore, we are extremely pleased that we have been able to place BSU students at several fine institutions throughout the country for their NSE experience. Dennis Freeburn, Director of Student Activities/Student Union at BSU served as a member of the Executive Board of NSE for the 1983-84 year. Freeburn will complete his term at the conclusion of the 1985 conference which will be held in Eugene, Oregon.

## ASBSU JUDICIARY COUNCIL

The ASBSU Judiciary Council serves the entire Boise State University community and has original jurisdiction for all cases involving alleged violations, except academic grievances. The Council also serves as an appellate body for the Residence Hall Judicial Boards.

Relatively speaking, this year was not as busy for the Judiciary Council as previous years. Because of this, the Council was able to review the Student Organization Recognition Procedures as well as the Sample Constitution and specific sections of the Student Handbook. The Judiciary Council also had the opportunity to meet with Dr. Richard McKinnon of Student Residential Life to discuss the judicial process of Student Residential Life and the ASBSU Judiciary Council.

### Associate Justices

Eddie DeLeon-Guerrero	September 19, 1981 to December 8, 1983
Chief Justice	May 1, 1982 to April 28, 1983
Kevin Butler	February 5, 1982 to September 9, 1983
Chief Justice	April 28, 1983 to September 9, 1983
Rick Ingham	September 9, 1982 to present
Chief Justice	September 29, 1983 to April 30, 1984
Bill Powers	October 6, 1983 to present
Chief Justice	April 30, 1984 to present
Dennis Nelson	April 29, 1982 to May 7, 1984
Julie Mulligan	April 5, 1983 to May 7, 1984
Glenn Hardin	January 16, 1984 to present
Tom Beeler	May 7, 1984 to present
Greg Mattson	May 7, 1984 to present

Faculty Justices

Dr. Jerry Young November 19, 1981 to December 8, 1983  
Dr. Ursula Kettlewell September 1, 1983 to May 7, 1984  
Dr. Errol Jones January 16, 1984 to present

Constitutions Approved:

October 6, 1983 NCAA Volunteers for Youth  
October 13, 1983 Circle K  
October 20, 1983 Amendments to Data Processing Management Association  
November 3, 1983 BSU Ski Racing Team  
January 30, 1984 Beta Alpha Psi  
February 27, 1984 Judo Club  
February 27, 1984 BSU College Republicans  
March 12, 1984 The Way Campus Fellowship  
April 2, 1984 Students International Meditation Society  
April 30, 1984 Gold Bar Association  
May 7, 1984 Dama Soghop  
May 7, 1984 Delta Tau Omega

Decisions:

September 8, 1983 Interpretation Request from ASBSU Vice President regarding Senate Internal Rules  
November 7, 1983 Student Residential Life vs. Jeffery Wade Lewis  
November 15, 1983 (meeting) Richard P. Young vs. Theron Brown  
November 22, 1983 (meeting) " " "  
December 1, 1983 (hearing) " " "



Decisions:

December 8, 1983 (meeting)      Statements of Fact for Theron Brown vs.  
January 16, 1984 (meeting)      Buckley, Randall, Young, and Imel

Internal:

September 8, 15, 22, 1983      Judiciary Internal Rules  
September 1-8, 1983              Review ASBSU Senate Acts for constitutionality  
September 15, 1983              Sample Constitution  
September 22 & 29, 1983      Review of BSU Policies: 4107-D, 4104-B,  
    and October 6, 1983          4100-D and 4101-D  
October 20, 1983                  Letter to Vice President of Student Affairs,  
    Dr. David Taylor regarding above policies  
November 10, 1983                Letter of Response from Dr. David Taylor  
November 17, 1983                Meeting with Dr. David Taylor regarding above  
February 13, 1984                Recommended Revisions for Student Handbook  
March 5, 1984                      Meeting with Director of Student Residential  
    Life, Dr. Richard McKinnon  
April 9, 1984                      Update Judiciary Internal Rules  
April 9, 1984                      Revise Sample Constitution  
May 7, 1984                        Revise Cover Page for Sample Constitution

## ASBSU ELECTION BOARD

Preparation for Fall elections proceeded smoothly as the Assistant Chairperson from last year, Lu Ann Jensen, was appointed Chairperson for Fall elections, giving the election process a consistency that was lacking last year. Also an assistant chair, Sergios Mavromichalis, was appointed in September which allowed the work load to be evenly spread out. The ASB Senate made one change in the election code which entirely eliminated the Primary elections and precipitated a 50% savings for the board; hence, the board could expand publicity for the elections.

The election board and the Student Activities Advisor worked to jointly create a training manual that is now being used for all elections. This manual includes: a timeline and checklist for Fall and Spring elections, standardized letters for clubs and organizations informing them of the elections and asking for candidates and pollworkers from these organizations; a request to Deans and faculty for nominations for Senators and Executive officers; publicity methods and contacts; a candidate registration and information packet; an outline for candidate orientation and pollworker training; Physical Plant equipment checklist; letters for the winning and losing candidates; Ada County election personnel and equipment scheduling information; and evaluation criteria. This manual has proven to be invaluable in that it further provides for consistency from election to election.

### FALL ELECTIONS

Fall elections went very smoothly with ten candidates for office and 720 students voting. There were two uncontested races (one each in Health Sciences and Education), three candidates each for the Arts and Sciences

seat and the Business seat, and two candidates running a write-in campaign from Vo-Tech. The Theatre Arts referendum was also on the ballot. Appendix A depicts the results of the Fall elections.

There were no campaign violations. University News and KBSU were very cooperative in covering the elections. On the other hand, the faculty and Deans were unresponsive in getting the word out about elections.

One major problem during Fall elections was the Homecoming election of Mr. and Ms. BSU. The Homecoming Committee recruits candidates and is to orientate them on the election procedures mandated by the election code. The election board then administers the election along with the ASBSU election. The problem occurred when the Homecoming Committee failed to contact the election board and conducted their own orientation. In doing so the Homecoming Committee failed to cover the campaign advertising guidelines which resulted in posters of all types going up anywhere on campus in violation of the election code.

Spring elections were planned after an evaluation of the Fall elections.

### SPRING ELECTIONS

Spring semester started with a change in election board personnel as Lu Ann Jensen graduated. Sergios Mavromichalis was appointed Chairperson and Julie Hoyle was appointed Assistant Chairperson. The ASBSU Senate made no changes in the election code so the board followed the timeline and manual drawn up in the fall. During the Spring the board fine-tuned the manual and started researching how other colleges and universities coordinated their elections. Some of this new information was incorporated into the manual. The board will continue its research in a quest to increase voter turnout and run a smooth, efficient election.

Spring elections attracted 728 people to vote for the eight candidates running for five senatorial openings, two candidates for Vice-President and two candidates for President. The board disqualified a third candidate who wanted to run for the Vice-President's seat because the candidate missed the mandatory orientation meeting and the two hearings that were scheduled to decide if the missed orientation was a valid absence. The board was able to resolve the misunderstanding with this individual and no appeals were filed as he agreed that he was at fault and rules needed to be applied fairly and uniformly. Unfortunately, he took out several ads in the University News before the election staff was able to get him into a meeting to explain the process.

Arts and Sciences had four candidates; Business, Health Science, and Education had uncontested races; and Vo-Tech had a write-in campaign. Election results are in Appendix B. Again, University News gave excellent election coverage but the other campus entities were not as helpful.

The board has already planned Fall 1984 elections and has as a major objective working on ways to increase voter turnout. As of yet no major new ideas have surfaced but hopefully since it is a presidential election year and major voter registration drives will be occurring, they will have a carry-over effect for our student government elections. Also ASBSU's credibility is rising and hopefully an increased sense of confidence in student government will help in turning out the vote.

APPENDIX A  
FALL SEMESTER 1983  
ASBSU GENERAL ELECTION RESULTS

	Polls				Total	%
	SUB	Vo-Tech	Bus	Educ		
<u>ARTS AND SCIENCES SENATOR</u>						
Jeff Dearing	23	3	6	10	42	8.3%
Richard Wright	24	5	9	6	44	8.7%
** Jackie Russell	41	2	9	10	62	12.2%
<u>BUSINESS SENATOR</u>						
Clint Exley	19	3	3	7	32	6.3%
** Mike Villarreal	105	10	25	21	161	31.7%
Debbie Lambert	23	22	11	9	65	12.8%
<u>EDUCATION SENATOR</u>						
** Dennis White	25	2	4	16	47	9.3%
<u>HEALTH SCIENCES SENATOR</u>						
** David Ball	23	14	8	10	55	10.8%
<u>VO-TECH SENATOR (Write-in)</u>						
** Brent Huddleston					70	
Gaye Grimmett					8	
TOTALS	283	61	75	89	<u>586</u>	
<u>THEATRE ARTS REFERENDUM</u>						
** Yes	224	75	67	89	455	80.2%
No	40	48	9	15	112	19.8%
TOTALS	264	123	76	104	567	

\*\* Winners

APPENDIX B

SPRING SEMESTER 1984

ASBSU GENERAL ELECTION RESULTS

	Polls						
	SUB	Vo-Tech	Bus	Educ	Total	%	
<u>PRESIDENT</u>							
Richard Jung	157	9	64	107	337	47.4%	
** Steve Jackson	142	104	36	92	<u>374</u>	52.6%	
TOTAL					711		
<u>VICE-PRESIDENT</u>							
** Dave Ball	172	8	73	115	368	54.8%	
Mike Kruse	113	105	21	65	304	45.2%	
Mike Engle (Write-in)					<u>20</u>	2.7%	
TOTAL					692		
<u>ARTS AND SCIENCES SENATOR</u>							
** Diane Ralphs	82	36	26	74	218	34.1%	
Richard Fulton	36	9	8	15	68	10.6%	
Richard Wright	35	6	14	19	74	11.6%	
Mike Endicott	20	11	7	15	53	8.3%	
<u>BUSINESS SENATOR</u>							
** Rick Farnsworth	42	7	30	13	92	14.4%	
<u>EDUCATION SENATOR</u>							
** Tom Nielson	19	6	1	10	36	5.6%	
<u>HEALTH SCIENCES SENATOR</u>							
** Gina Luke	35	17	7	40	99	15.5%	
<u>VO-TECH SENATOR</u>							
** Tony Poole (Write-in)					<u>17</u>	2.3%	
TOTALS	<u>269</u>	<u>92</u>	<u>93</u>	<u>186</u>	<u>657</u>		

\*\* Winners

## STUDENT ORGANIZATIONS

The number of student organizations at Boise State University appears to be holding at a constant level. Although the ASBSU Judiciary Council approved the constitutions of 11 organizations and amendments for 1, there were approximately 6 to 8 organizations which were placed on inactive status. Of the 11 constitutions approved, 2 are pending in the Senate and 1 has been referred back to the Judiciary Council.

In September, two meetings for organizations were held to explain policies and procedures to officers, as well as to acquaint these organizations to the services and resources available to them.

### LEADERSHIP SEMINAR

On February 22, 1984, a leadership seminar was held for any student or club member. The purpose of this seminar was to present some of the basics for club members and officers. The attendance of the seminar was much lighter than anticipated, although we received a lot of positive feedback concerning the concept. The leadership seminar schedule was as follows:

12:00-12:30pm	Opening Session - Mike Henthorne, SUB Keynote Address: Why <u>you</u> should get involved
12:40-1:30pm	Goal Setting - Steve Klein, Student Res. Life Brainstorming for Ideas - Grace Hardy, Child Care
1:40-2:30pm	Stress Management - Dr. Richard McKinnon, Student Residential Life Fundraising - Bruce Clark, Special Olympics
2:40-3:30pm	Recruitment - Margarita Mendoza deSugiyama, Student Special Services
3:30pm	Closing Session and Evaluations

Two directories of student organizations were revised to reflect the most current information concerning these groups. The areas pertaining to organizations in the BSU General Information and Student Handbook were also examined

for possible revision.

STUDENT ORGANIZATIONAL FAIR

The Seventh Annual Organizational Fair was held Wednesday, October 12 from 10:00am to 2:00pm on the lawn North of the Student Union. Student organizations were encouraged to set up displays to attract new members and promote their club. This was also an opportunity for organizations to do a fundraising project, if they so desired. Approximately 25 organizations participated in the event.

The event was originally scheduled for late September, but due to the small response at that time, it was postponed until October 12. Two suggestions came from the groups that participated that may help increase the attendance. First, it was suggested the fair be held on the main mall area of campus rather than by the Student Union. The second suggestion was to increase the amount of publicity concerning the event. The organizations that did participate favored the late (October) date because it allowed them more time to organize for the fair.



## K B S U - F M RADIO STATION

This is the second year that the Student Activities Office has served in an advisory capacity to KBSU. During the year several major decisions concerning the station were made.

The most significant decision came from President Keiser's task force who after many meetings decided not to give the University's FCC license for KBSU to the Idaho Educational Public Broadcasting System (IEPBS). IEPBS had requested the license so they could establish a statewide educational radio network and bring National Public Radio to Boise and Idaho. The decision to hold onto the license committed the University to upgrade the station and to work with IEPBS to establish this statewide system.

This commitment is to include moving KBSU from their present location on University Drive to a newly remodeled SUBAL Theater in December, 1984. The move will coincide with the Communication Department's relocation from the Administration Building to their new home in the SUBAL Theater.

Additionally, this commitment will provide direct advisement and management input from the Communication Department which is to be accomplished by hiring a full-time faculty member to act as a co-general manager along with the student general manager. The faculty member is to provide training and radio journalism instruction for station personnel on a credit basis through the Communication Department. Therefore, the station should be able to better fulfill its mission as an educational, community station and hopefully bring some National Public Radio shows to the Treasure Valley.

Along with this new direction, ASBSU has signed a five-year agreement to fund KBSU through a dedicated fee of \$2 per student per semester which

is projected to guarantee KBSU a base of twenty-four to twenty-eight thousand dollars per year depending upon the number of full-fee paying students each semester. Additionally, it is hoped that the BSU administration will allocate some money to the station but at this writing no figures are available as to how much, if any, money will be contributed by the BSU administration.

During the year a Broadcast Advisory Board came into existence. ASBSU created this board through a Senate Act to replace the Broadcast Board. The primary purposes of this board are to hire a student general manager, approve the station's budget, set policy for KBSU-FM, and act as a liaison between the station, the ASBSU, BSU administration, and the community.

In April, KBSU-FM conducted a successful on-air fundraiser for the second consecutive year. They raised in excess of fifteen thousand dollars which puts the station in a fairly comfortable financial position for next year as it appears there will be a surplus at the end of this year. The station has also raised several thousand dollars through underwriting and benefit dances. All of the above factors are good indicators that KBSU-FM will have a productive 1984-85 academic year.

The one objective for this year that was not accomplished was to work with station management in developing goals and objectives, training workshops for station personnel in various areas, and helping management be more effective. We were unable to establish any goals or objectives and none are established for next year. There were no training workshops of any nature for any station areas; hence, KBSU management is not as effective as it could be. The reason for lack of accomplishment of this goal was that constant attention needed to be given to the day-to-day affairs of the station and a disinterest of current management to explore these areas.

## FRATERNITIES/INTERFRATERNITY COUNCIL

The fraternities maintained the programs established last year and one fraternity, Kappa Sigma, expanded their community service projects.

The year began with an orientation dance for new students which was co-sponsored with SPB. The Greeks took care of set-up, paid 50% of the cost, and manned information tables at the dance that included a schedule of rush events for that week. As it continues to be well attended, the dance is scheduled for next year.

The Kappa Sigma Fraternity pledge class organized a Boise River clean-up project where a 4-mile section of the river was cleaned of trash, cans, and glass and some obstructions were removed from the river. This project earned them a front page story in the Sunday edition of the Idaho Statesman. The Tekes again completed their annual run for the BSU-UofI football game; Governor John Evans signed the game ball before they left for Moscow.

On Halloween, the Kappa Sigmas patrolled Boise to help trick-or-treaters cross dangerous intersections and to protect high risk landmarks that had been vandalized during past Halloweens. This project was coordinated with the Boise Police Department and other community groups.

The entire Greek system assisted KAID during their annual fundraiser and supplied the people power to staff the telethon for an evening.

The Interfraternity Council (IFC) for the second year organized a book co-op as an alternative to the campus bookstore. All fraternities participated in this co-op project which served more than 400 students and netted \$400 for IFC's treasury.

During Spring Semester, Interfraternity Council and Panhellenic joined forces and officially created an Intergreek Council (IGC) to facilitate greater communication between fraternities and sororities. This organization has proven to be successful thus far and they will present their constitution for ASBSU Senate approval next fall. IGC will meet in August to solidify plans for Fall rush, to set goals and objectives, and to plan a training program for all Greeks and their advisors. An attempt was made to accomplish this at the end of Spring semester but there was not enough energy to work through the process due to finals and the need to re-elect a new president as their current president resigned.

The final event of the year, a blood drive in April, was a joint project among the Kappa Sigmas, Residence Hall Association, Circle K, and Panhellenic. It was a well organized, extremely successful project. Exceeding their quota put the blood drive on solid ground for next year.

Fraternities are expected to maintain their current level of operation for next year. We aim to establish a training program for officers and advisors to assist them in event planning and organization.

### SORORITIES/PANHELLENIC COUNCIL

The Panhellenic Council went through a year of highs and lows. The addition of a local sorority, Lambda Delta Sigma, increased the moral of the existing chapters and stimulated positive feelings concerning potential growth. Unfortunately, news of the Delta Delta Delta sorority losing its national charter dampened the enthusiasm that had developed.

The Council conducted several workshops to promote a better understanding of Panhellenic and its function. Goal setting and officers' training helped to orient new Panhellenic delegates. Five delegates also attended the Western Regional Panhellenic Conference held in Lake Tahoe, Nevada on April 26-29. Not only did this provide training in various areas, it also gave the delegates the opportunity to meet with their national officers. The delegates were enthusiastic and felt that they benefited from the experience.

Formal Rush was held August 19-21. The number of rushees who participated was much lower than originally anticipated. Panhellenic, in its evaluation, believed the reason for the small numbers was due to late advertising and the timing of Rush. It was suggested that Rush be held either closer to the beginning of school or after classes have begun.

**STUDENT UNION OPERATIONS/SCHEDULING**

## STUDENT UNION OPERATIONS/SCHEDULING

The 1983-84 year at BSU's Student Union could appropriately be called the "Year of the Computer". After years of observing, listening and evaluating the possibilities of more computer use, the Union was involved in developing at least five separate computer systems, all in varying stages of implementation, during the past year. The other significant changes occurring this year were the reorganization of custodial crews and the respective duties of each shift, the physical changes in the Union facility and the implementation of a University-wide scheduling requisition.

The first computer system to begin operating was the "Select-A-Seat" computer installed in August, an outlet of the BSU Pavilion. The Union Station staff saw tremendous changes in the volume of sales and the ticket buying habits of our clientele. The computer was later expanded to handle the Morrison Center and various off-campus facilities. The Union has seen marked differences in our traffic because of "Select-A-Seat". Additional advantages to BSU students are the availability of our convenient location, plus the Union does not charge a 50¢ access fee and we can honor the Pavilion discount through our computer, giving each student a \$1.50 discount per ticket purchased.

The BSU Physical Plant initiated the next two computer systems that we became involved with this year. The first was a long-range implementation of the Siska & Henessey Preventive Maintenance System. This program will identify and track the monthly maintenance required on all mechanical systems and equipment at BSU. It will eventually help our crafts people to better manage their time by reducing emergency work orders and prolong the life of the equipment at BSU. The second system implemented through the Physical Plant is an upgrading of BSU's own JC-80 computer to a remote tie-in to the

Capital Mall's JC-85 computer. Both are energy management systems that assist heating, ventilation and air conditioning systems. The benefits of this installation are fairly immediate, in that air conditioning is a major cost item in the Union and the JC-85 has many features which economize the functions of building air conditioning systems.

The Union Director's Office and the Union Reservations Office began tie-ins to the BSU "Profs" computer system, soon after we had been identified as one component to the BSU Master Scheduling System developed by Larry Burke and the BSU Data Center. This computer system has many office function applications, in addition to the building scheduling component. It is certain that this will be the cornerstone in bringing our department into the office automation age, as we learn and expand our use of "Profs".

The last system to be developed of the five computers, will be the Financial Information System. Preliminary discussions have indicated that many of our frustrations with regard to BSU's current management of financial information, will be resolved with the new computer. We anticipate the first phase to be installed during the 84-85 fiscal year and expansion to our facility will follow in 1985-86. Improvements will include up-to-the-minute viewing of account balances and instant accounts receivable posting. Both items will have far reaching benefits to Union management and decision-making.

In the 1983-84 year, we paused to say "thanks" to BSU's loyal friend and our Custodial Foreman, Alice Bock, for her service to Boise State. Her dedication and pace-setting approach to her 13 years of work at the Student Union will not be forgotten. As Alice began her retirement, Bob Keller picked up the Foreman's title and is helping the Union to implement changes in the custodial area. We have several new programs in place which include: safety training, new methods and materials for cleaning, new dry carpet care program



and on-the-job training. Doug Trosky, Building Superintendent, is responsible for most of these innovative changes and has truly "set the pace" for other facility staffs at BSU. Our expanded radio communications capabilities have greatly enhanced our custodial services and proved to be a valued time-saving equipment addition.

The Union's Lookout Room was renovated during the Fall semester; new carpet, window coverings, ceiling tile, paint and lighting helped to bring the room's atmosphere up to a level equal with the fabulous view from the balcony. We expect to experience better utilization of the room because of the contemporary decor.

BSU's major event facilities began to cooperatively develop a university-wide Scheduling Requisition form in August of 1983. We implemented use of this form the following month. This change necessitated a revamping of the Union's scheduling form processing and has resulted in less paperwork and confusion, yet improving communication between our Union reservations office and the custodial crew.

STUDENT UNION BUILDING  
ROOM UTILIZATION ANALYSIS

<u>MEETING ROOM</u>	<u>NUMBER OF HOURS USED</u>		<u>REVENUES GENERATED</u>		<u>NUMBER OF EVENTS SCHEDULED</u>	
	1982-1983	1983-1984	1982-1983	1983-1984	1982-1983	1983-1984
Ada Lounge	272.0	349.0	\$ 240.00	\$ 600.00	54	87
Senate Chambers	1,220.5	1,150.0	1,002.50	1,960.50	126	273
Bannock	533.0	521.0	190.00	160.00	86	275
Caribou	881.5	519.0	140.00	400.00	74	214
Clearwater	780.5	1,044.0	810.00	860.00	208	345
Teton	567.5	665.0	260.00	470.00	160	267
Lookout	532.5	761.5	1,122.50	1,452.50	152	216
Nez Perce	972.5	1,491.0	3,065.00	5,800.50	188	282
Ballroom	801.0	990.5	11,950.00	15,244.50	157	150
Big Four	717.5	1,049.0	4,947.50	7,251.00	172	213
Boisean Lounge	395.5	451.0	720.00	560.00	48	53
	7,674.0	8,991.0	24,447.50	\$34,759.00	1,425	2,375
	----- UP 17% -----		----- UP 42% -----		----- UP 67% -----	

STUDENT UNION BUILDING  
ROOM UTILIZATION ANALYSIS  
NUMBER OF ATTENDEES

<u>MEETING ROOM</u>	<u>STUDENT USAGE</u>		<u>FACULTY/STAFF USAGE</u>		<u>GENERAL PUBLIC</u>	
	1982-1983	1983-1984	1982-1983	1983-1984	1982-1983	1983-1984
Ada Lounge	3,962	4,110	1,780	581	1,605	3,285
Senate Chambers	7,915	9,012	2,608	1,936	1,700	3,688
Bannock	1,573	2,514	437	387	112	248
Caribou	1,124	2,817	534	358	55	456
Clearwater	2,243	4,691	1,539	1,028	1,058	1,177
Teton	2,349	3,538	906	907	253	647
Lookout	3,157	6,129	2,657	2,390	1,585	2,202
Nez Perce	9,627	6,530	4,542	2,942	3,815	6,700
Ballroom	8,657	14,914	13,588	14,970	25,673	30,323
Big Four	4,676	10,517	8,651	5,961	12,792	12,783
Boisean Lounge	874	1,555	2,550	1,346	298	2,800
<b>TOTAL</b>	<b>46,157</b>	<b>66,327</b>	<b>39,792</b>	<b>32,806</b>	<b>48,946</b>	<b>64,309</b>
	----- UP 44% -----		----- DOWN 18% -----		----- UP 31% -----	

TOTAL USAGE (ALL GROUPS)

1982-1983	1983-1984
134,895	163,442
----- UP 21% -----	

APPENDIX C

UNION STATION SALES SUMMARY

1983 - 1984

	JULY	AUGUST	SEPTEMBER	OCTOBER	NOVEMBER	DECEMBER	JANUARY	FEBRUARY	MARCH	APRIL	MAY	JUNE	TOTAL ANNUAL SALES
*UNION STATION SALES	1,646.14	2,622.99	4,070.14	4,177.04	3,538.90	3,077.78	5,795.73	5,024.79	3,735.74	4,596.64	2,193.06	2,731.37	43,810.32
**OFF-CAMPUS CONSIGNMENTS	-0-	-0-	1,007.00	155.50	80.00	20.00	14.00	48.00	156.00	10.00	-0-	-0-	1,490.50
***ON-CAMPUS CONSIGNMENTS	1,955.50	3,983.00	16,765.50	6,322.50	6,335.50	111.50	11,153.00	6,802.00	25,717.00	21,209.50	2,211.00	3,892.00	106,458.00
TOTAL MONTHLY SALES	3,601.64	6,605.99	21,842.64	11,255.04	9,954.40	3,209.28	16,962.73	11,874.79	29,608.74	25,816.14	4,404.06	6,623.37	151,758.82

\*Union Station Sales consist of revenues from the sale of postage stamps, discount movie theater tickets, bus passes, and notary public services.

\*\*Off-Campus Consignments consist of revenues received for off-campus organizations and events.

\*\*\*On-Campus Consignments consist of revenues received for Select-A-Seat sales, BSU athletic events, and any other event sponsored by a BSU organization and occurring on campus.

**RECREATION CENTER**

## RECREATION CENTER

The Recreation Center continues to be a vital part of the Student Union and its program of providing service to the Boise State University community. Revenues dropped due mainly to a decline in the use of our video and pinballs. We are presently looking at ways of increasing our over-all revenues.

### A. Area Improvements

- We sanded and refinished the bowling lanes and approaches.
- We completed an annual maintenance program on the pinsetters.
- We painted and recovered the billiard tables.
- We held training sessions for all of our employees in the Fall and Spring.
- We added stools to make it more comfortable for playing pinball and video games.
- We created a "Discount Corner" for discount plays on videos and pinballs.
- We hired a student to assist us in developing a marketing program for the Recreation Center.
- We installed an advertising board in our bowling area to advertise our special events.
- We developed a logo for the Recreation Center and started a marketing program.
- We are making major changes in our Outdoor Activities program. (See the O.A.C. Annual Report.)
- We divided our office area one more time to create space for an O.A.C. resource lounge.

- We produced a discount card for sale to those who like to use the Recreation Center frequently.

#### B. Bowling and Billiards

Bowling continues to be the one area that we are showing an increase in both usage and revenues. Billiard revenue continues to decline. We have lost all of our billiard classes. This decision by the BSU administration means a loss of about 30% in billiard table usage and revenue.

#### Class Schedule

Summer, 1983:

- 2 beginning bowling classes through the P.E. Department Summer Youth Program.

Fall, 1983:

- 2 beginning bowling classes taught by Ross Vaughn, FA-133-01, FA-133-02.
- 1 beginning bowling class taught by Greg Hampton on Monday evening, FA-133-03.
- 1 varsity participation class in bowling taught by Greg Hampton.

Spring, 1984:

- 2 beginning bowling classes taught by Ross Vaughn, FA-133-01, FA-133-02.
- 1 beginning bowling class taught by Greg Hampton on Monday evening, FA-133-03.
- 1 varsity participation class in bowling taught by Greg Hampton.

Clinics:

We held free bowling and billiard clinics in September, 1983. These were only mildly successful. We plan to have free monthly bowling and billiard clinics next year.

## Union Short Course:

Spring 1984, classes in bowling and billiards. Only a few people signed up. We plan to replace the Union Short Course with the above mentioned free monthly bowling and billiard clinics.

### Bowling Leagues

1. Monday Night Mixed
2. Tuesday SUB Staff
3. Tuesday Mixed
4. Wednesday Varsity
5. Thursday Night Church Mixed

Some of the leagues were sanctioned through the American Bowling Congress, Women's International Bowling Congress, and the YABA Collegiate Division.

### Scheduled Bowling Groups

The following groups used our area on a regularly scheduled basis.

Home Away from Home  
Special Olympics  
Roosevelt Grade School  
Idaho State Mental Health Association  
Idaho State Handicap Association  
Jerry Bell class

#### C. Varsity Bowling Team

##### Tournaments:

Washington State University Invitational, November 4-5, Women 1st Place.

Boise State University Invitational, December 2-3, Women 1st Place, Men 8th Place.

Las Vegas Invitational, December 29-30, Women 8th Place, Men 30th Place (approx.).

University of Idaho Invitational, January 27-28, Women 1st Place.

ACU-I Regionals at Montana State University, February 17-18, Women 1st Place, Men 2nd Place.

National Bowling Council Sectionals at Billings, Montana, April 5-6, Women 1st Place.

National Bowling Council Nationals at San Jose, California, May 3-6, Women 10th Place.



The Varsity bowling provides a service to the Recreation Center. The team provides revenue through its leagues and tournaments. On December 2-3 we hosted our annual Boise State University Invitational at 20th Century Lanes. Fourteen teams competed. Boise State won the women's team event while the University of Utah won the men's event. The Baker team event was bowled at the BSU Recreation Center. Boise State won the women's Baker team event and Montana State University won the men's. The tournament is scheduled for November 30 and December 1 next year.

Greg Hampton directed the National Bowling Council's Sectional Tournament in Billings, Montana. The tournament was bowled at Jubilee Lanes on April 5-6. Boise State University won the women's team event and advanced to the National Collegiate Championships in San Jose on May 3-6. They finished 10th at San Jose. Janet Woolum was selected 1st Team All-American by the National Bowling Coaches Association. Connie Haycock won 1st place all events with a 200 average. She was voted most valuable player (MVP) for the tournament. She will receive an all expense paid trip to two bowling tournaments. This summer she will travel to Las Vegas to bowl in the National Amateur Tournament. In 1985, she will travel to Milwaukee to try out for the U.S. team to represent the U.S. in the FIQ World Cup.

The Boise men's and women's bowling associations support our collegiate programs. They both gave scholarships to BSU bowlers this year. The women's association gave a \$100.00 scholarship to Janet Woolum. The men's association gave a \$250.00 scholarship to Cheryl Hibbs.

The bowling team held a raffle and sold value checks to raise money. The team also earned money by selling programs at the BSU basketball games.

Team members this year were:

Men

Tom Bard  
Shane Brown  
Terry Dotson  
Norman Dowd  
Tim Durnil  
Jeff Genther  
Tom Harrison  
Brian Kellch  
Nick Michas  
Charles Parkinson  
Herb Pollard  
Marty Reid  
Tony Ripley  
Larry Thompson  
Pete Weaver  
Jim Young  
Skip Young

Women

Diane Baldwin  
Lisa Blakeley  
Cindy Coonradt  
Connie Haycock  
Cheryl Hibbs  
Lissa Hunt  
Barb Jordan  
Ursula Koehler  
Karen Link  
Cindy Perrin  
Lisa West  
Janet Woolum

D. Special Events and Tournaments

- The Recreation Center set up volleyball and badminton equipment for New Student Orientation in August.
- During the Fall semester we held our Annual Football Funbowl. This year's winners were: Janet Woolum, Student Division; Brian Leonard, Open Division; Graham Crow, B.A.A. Division.
- We held our annual BSU Bowling Invitational on December 2-3.
- In January we held a fun night for Student Union employees. All Student Union employees and their families were invited to come and use the Recreation Center free.
- On January 14 we hosted the annual Ada County YABA High School High-5 bowling tournament. Results were:

1. Meridian	24½ points
2. Borah	23 points
3. Bishop Kelly	22½ points
4. Kuna	18 points
5. Boise	11 points
6. Capital	6 points

- On February 17-18 the following group of Boise State University students participated in the ACU-I Region 14 Recreation Tournament at Montana State University in Bozeman, Montana.

<u>Name</u>	<u>Event</u>	<u>Place</u>
Roger Cash	Table Soccer	1st - Singles
Bill Masterson	Table Soccer	7th - Singles
Roger Cash & Bill Masterson	Table Soccer	1st - Doubles
Todd Youren	Backgammon	4th
Bill Barnes	Darts	2nd
Kizito Marizu	Table Tennis	5th
Deanna Weaver	Billiards	3rd
Jim Marosvari	Billiards	8th
Cheryl Hibbs	Bowling	1st
Janet Woolum	Bowling	1st
Karen Link	Bowling	1st
Connie Haycock	Bowling	1st
Lissa Hunt	Bowling	1st
Diana Baldwin	Bowling	1st
Shane Brown	Bowling	2nd
Terry Dotson	Bowling	2nd
Marty Reid	Bowling	2nd
Tom Harrison	Bowling	2nd
Tim Durnil	Bowling	2nd

- In March, we hosted the IMAGE Bowl-A-Thon.
- In March and April, we hosted the Albertson's Table Tennis Tournament.
- During April, we hosted bowling classes for Roosevelt grade school.
- On May 23, we hosted the Boise High graduating class for a free all-nighter.

#### E. Groups

Numerous groups use our area. By prior arrangement some groups are given special group rates and discounts.

Special Olympics	Torch
Boy Scouts	Football Camp
Girl Scouts	Basketball Camp
Brownies	Wrestling Camp
Cub Scouts	Boy's State
Drill Teams	YMCA
Parents Without Partners	YWCA
Cystic Fibrosis Foundation	Boise Schools Special Education

Life Time Sports Classes  
Idaho State Mental Health  
Boise School Field Trips  
High School Athletic Teams  
Collegiate Athletic Teams  
Booth Memorial Home  
Faculty Wives  
Morot Therapy Classes  
Job's Daughters  
Tennis Camp  
High School Groups  
Grade School Groups

Fraternities  
Sororities  
Church Groups  
Chess Club  
Birthday Party Groups  
New Student Orientation  
Civitan  
Business Week  
Travel Club  
BSU ROTC  
Junior High School Groups

#### F. Recreation Center Staff


In August and January, we held student employee training sessions. We hold these training sessions every year.

##### 1983-84 Student Employees:

Tom Beeler	Lanning Morrison
Shane Brown	Mike Rainey
Ann Dazey	Marty Reid
Terry Dotson	Melanie Roberts
Tim Durnil	Skip Young
Jeff Genther	Chuck Snyder
Cheryl Hibbs	Jamie Walters
Jane Hoene	Destre Wilkerson
Rick Ingham	Paul Wilkes
Barb Jordan	Janet Woolum
Martin Lindell	
Marc McConnell	
Cheryl Miller	

#### G. Overview

Our revenues have been dropping except for bowling revenues. We plan to increase our advertising and promotions. These will probably help but may not be as successful as we hope. With the addition of other facilities on campus such as the Pavilion and the Morrison Center, many of the events that took place in the Union are now held in these other facilities. Also with the increase in fees the students have fewer dollars to spend. With this in mind we will try to adapt our recreation program to meet the needs and desires of the students at BSU. Following is the section on revenues for this past year.



# Recreation Center

BSU Student Union Building


## RECREATION CENTER

### Facilities

6	AMF Automatic Pinspotters and Lanes
10	Pocket Billiard Tables
4	Snooker Tables
1	3-Cushion Table
1	Bumper Pool Table
1	Shuffleboard
4	Foosball Tables/Coin-op
2	Table Tennis Tables
2	Dart Areas
	TV Viewing Area
	Pinballs
	Videos
	Air Hockey
	Outdoor Activity Resource Center
	Outdoor Activity Rental Center

### Check-Out Games

Dice  
 Checkers  
 Chess  
 Cribbage  
 Backgammon  
 Stratego  
 Kismet  
 Dominoes  
 Go  
 Perquackey  
 Michigan Rummy  
 Chinese Checkers  
 Battleship  
 Casino Games  
 Monopoly  
 Score Four  
 Yachtze  
 Cards





# Recreation Center

## BSU Student Union Building

### RECREATION CENTER

#### PRICES

	<u>A</u>	<u>B</u>	<u>C</u>	
Bowling	\$ .70	\$ .85	\$ .95	Per Line
Shoe Rental	.25	.25	.30	Per Pair
Pocket Billiards	1.80	1.90	2.00	Per Hour
Snooker	1.80	1.90	2.00	Per Hour
3-Cushion	.90	.95	1.00	Per Hour
Bumper Pool	.90	.95	1.00	Per Hour
Shuffleboard	.90	.95	1.00	Per Hour
Table Tennis	.90	.95	1.00	Per Hour
Darts	.90	.95	1.00	Per Hour
Foosball	.25	.25	.25	Per Game

#### HOURS

##### Winter

Monday - Thursday	8:30 a.m. - Midnight
Friday	8:30 a.m. - 1:00 a.m.
Saturday	Noon - 1:00 a.m.
Sunday	Noon - Midnight


##### Summer

Monday - Friday	9:00 a.m. - 10:00 p.m.
Saturday	3:00 p.m. - 10:00 p.m.
Sunday	Closed

A - BSU Students with current ID Card

B - BSU Staff, Faculty, Alumni, and Non-BSU Students

C - General Public



## RECREATION CENTER MONTHLY REVENUE

1978 - 1984

<u>Month</u>	<u>1978-79</u>	<u>1979-80</u>	<u>1980-81</u>	<u>1981-82</u>	<u>1982-83</u>	<u>1983-84</u>
July	\$2,459.56	\$2,981.70	\$2,572.65	\$4,686.77	\$4,129.44	\$4,133.97
August	4,457.38	2,692.80	4,029.11	4,397.20	3,728.09	4,087.44
September	7,110.45	7,063.17	9,869.88	10,862.88	10,412.48	10,267.76
October	6,280.44	7,326.58	9,997.48	11,837.66	11,135.69	9,864.09
November	6,162.74	7,092.47	9,458.23	9,947.44	10,483.95	9,504.99
December	5,470.62	6,895.44	7,612.91	10,090.01	7,252.59	6,677.64
January	7,335.13	7,189.37	6,646.47	9,014.72	8,258.74	9,225.15
February	9,425.66	12,558.74	13,040.91	12,658.98	11,207.59	11,959.41
March	8,271.16	9,256.85	11,094.66	10,288.87	10,983.59	9,870.13
April	7,399.34	8,182.33	11,068.49	9,703.13	10,659.41	8,059.87
May	4,643.16	5,321.06	8,230.34	5,843.16	5,202.75	5,114.11
June	<u>3,115.35</u>	<u>5,774.35</u>	<u>7,466.36</u>	<u>5,386.46</u>	<u>4,858.53</u>	<u>5,571.75</u>
TOTAL	\$72,130.99	\$82,334.84	\$101,087.49	\$104,759.61	\$98,312.85	\$94,336.31

Note: Totals through 1981-82 include sales tax. Totals from 1982-83 on do not include sales tax.

## RECREATION CENTER REVENUE REPORT

1978 - 1984

	<u>1978-79</u>	<u>1979-80</u>	<u>1980-81</u>	<u>1981-82</u>	<u>1982-83</u>	<u>1983-84</u>
Pool	\$14,936.81	\$16,549.22	\$16,622.57	\$15,263.34	\$12,173.51	\$10,823.22
Bowling	17,559.42	18,632.50	18,683.47	19,373.58	22,271.77	23,556.58
Shoe Rental	1,966.14	2,122.71	2,044.25	1,811.98	2,239.86	2,409.84
Table Tennis	708.07	581.96	747.09	1,387.41	1,471.04	1,055.97
Darts	-0-	-0-	-0-	-0-	29.80	14.81
Shuffleboard	-0-	-0-	-0-	-0-	103.78	123.70
Rental Equipment	4,472.39	4,703.23	3,626.15	4,401.67	3,544.42	5,446.38
Coin Machines	26,649.75	34,573.25	54,163.30	60,522.42	53,866.00	49,078.75
Foosball	3,111.69	2,938.65	3,155.63	2,057.75	1,907.77	1,758.84
Locker Rental	326.90	417.92	481.96	682.34	540.00	452.51
Miscellaneous	<u>1,138.11</u>	<u>515.95</u>	<u>333.16</u>	<u>185.33</u>	<u>164.70</u>	<u>605.78</u>
TOTAL	\$70,869.28	\$81,035.39	\$99,857.58	\$103,628.07	\$98,312.85	\$95,326.38
Discount						(990.07)
NET TOTAL						\$94,336.31



APPENDIX E

RECREATION CENTER MONTHLY REVENUE

1983 - 1984

	<u>JULY</u>	<u>AUGUST</u>	<u>SEPTEMBER</u>	<u>OCTOBER</u>	<u>NOVEMBER</u>	<u>DECEMBER</u>
Pool	\$ 442.54	\$ 360.13	\$ 1,031.31	\$ 1,084.96	\$ 1,260.81	\$ 732.47
Bowling	1,149.18	745.22	2,042.48	2,404.17	2,236.17	1,281.96
Shoe Rental	200.00	84.25	174.22	239.37	231.40	118.85
Table Tennis	51.31	29.66	104.62	104.91	90.86	63.18
Shuffleboard	7.78	2.30	13.71	10.17	14.87	6.91
Darts	2.73	.80	2.54	.40	-0-	1.91
Rental Equipment	431.64	335.61	181.92	235.04	107.10	1,202.36
Coin Machine	1,972.00	2,303.00	6,425.00	5,626.00	5,301.00	3,112.00
Football	-0-	153.11	191.39	130.38	236.13	138.76
Locker Rental	10.00	148.88	101.13	19.80	12.75	6.50
Miscellaneous	<u>7.95</u>	<u>.36</u>	<u>13.78</u>	<u>69.42</u>	<u>71.71</u>	<u>66.77</u>
TOTAL	\$ 4,275.13	\$ 4,163.32	\$ 10,282.10	\$ 9,924.62	\$ 9,562.80	\$ 6,731.67
Discount	(141.16)	(75.88)	(14.34)	(60.53)	(57.81)	(54.03)
Net Total	4,133.97	4,087.44	10,267.76	9,864.09	9,504.99	6,677.64

RECREATION CENTER MONTHLY REVENUE

1983 - 1984

	<u>JANUARY</u>	<u>FEBRUARY</u>	<u>MARCH</u>	<u>APRIL</u>	<u>MAY</u>	<u>JUNE</u>
Pool	\$1,240.44	\$1,510.15	\$1,283.23	\$1,013.02	\$ 462.17	\$ 402.09
Bowling	2,420.32	3,497.40	3,112.11	2,373.28	1,099.84	1,194.45
Shoe Rental	222.80	294.90	280.65	250.60	144.65	168.15
Table Tennis	115.63	160.11	169.86	77.93	38.14	50.12
Shuffleboard	10.37	17.54	13.29	6.80	10.20	9.76
Darts	4.23	1.40	.80	-0-	-0-	-0-
Rental Equipment	793.99	803.96	389.50	140.50	205.29	619.47
Coin Machine	4,270.00	5,339.00	4,805.00	3,735.75	3,053.00	3,137.00
Football	80.38	313.87	-0-	404.30	110.52	-0-
Locker Rental	52.00	32.00	27.65	-0-	38.80	3.00
Miscellaneous	<u>67.70</u>	<u>63.45</u>	<u>15.27</u>	<u>117.09</u>	<u>13.79</u>	<u>98.03</u>
TOTAL	\$9,277.86	\$12,033.78	\$10,097.36	\$8,119.27	\$5,176.40	\$5,682.07
Discount	(52.71)	(74.37)	(227.23)	(59.40)	(62.29)	(110.32)
Net Total	\$9,225.15	\$11,959.41	\$9,870.13	\$8,059.87	\$5,114.11	\$5,571.75

**OUTDOOR ACTIVITIES CENTER**

## OUTDOOR ACTIVITIES CENTER

The Outdoor Activities Center experienced a tremendous growth year in its rental center and in the programming offered to the BSU students. Aggressive marketing in the Fall with ample snowfall in January and February provided a banner season for cross country ski rentals. In addition, the Union Short Courses and monthly film festivals enabled us to expand our visibility into the University community.

In general, we tested the water in many areas of outdoor programming and determined the areas of greatest growth potential: Those areas supplying rental equipment to handicapped, civic and religious groups; scheduling quality film festivals and multi-media series; and the facilitation of an alliance with the Physical Education Department in offering outdoor educational and recreational courses. We feel we have adequately expanded into these demand areas and with sufficient staffing, the 1984-85 academic year will be as successful as the 1983-84 school year has been.

The following is a list of the major events sponsored by the Outdoor Activities Center:

<u>Month</u>	<u>Event</u>	<u>Attendance</u>
August	- Orientation Hike, Morse Mountain	12
	- Orientation Tube Float	60
September	- Backpacking White Clouds	8
	- Printed new brochures and posters	
October	- Backpacking Seven Devils	10
	- OAC Union Short Courses (Rappelling, Bike Maintenance, Bike Touring, Cross Country Skiing, Snow Camping, Survival Skills)	62
	- BSU Ski Day	900
	- Handicap Discussion Group	14
November	- Backcountry Thanksgiving	8
	- Updated Ski Inventory	

<u>Month</u>	<u>Event</u>	<u>Attendance</u>
December	- Gravity Film Festival - Offering Park & Ski Stickers and Ski Tours Guide to Idaho	175
February	- SUB Ski Trip - Collegiate Ski Regionals, Mt. Bachelor - European Bike Tour Lecture - Cross Country Ski Lessons for Industrial Fitness Program	16 10 70 14
March	- Telemark Film Festival - Provide Cross Country Ski Equipment for Winter Special Olympics	190
April	- OAC Union Short Course - Grand Canyon Dorries Lecture - White Water Film Festival - Co-sponsored Orienteering Fun Run	166 180 350 32
May	- Alaska River Show - Contracts signed between Physical Education Department and SUB	70

APPENDIX A

O.A.C. PRICES, SPRING 1984

	-----A-----			-----B-----			-----C-----		
	1 Day	2-4 Days	5 or More	1 Day	2-4 Days	5 or More	1 Day	2-4 Days	5 or More
<u>CAMPING EQUIPMENT</u>									
5-Man Tent	3.00	2.50	2.00	3.50	3.00	2.50	4.00	3.50	3.00
3-Man Tent	2.00	1.75	1.50	2.50	2.25	2.00	3.00	2.75	2.50
*17-Gal. Cooler	1.25	1.00	.75	1.50	1.25	1.00	1.75	1.50	1.25
*12-Gal. Cooler	1.00	.85	.65	1.25	1.05	.85	1.50	1.25	1.00
* 2-Burner Stove	1.25	1.00	.75	1.50	1.25	1.00	1.75	1.50	1.25
* 3-Gal. Water Jug	.50	.40	.30	.65	.55	.45	.75	.65	.55
Lantern	.75	.65	.50	1.00	.75	.60	1.25	1.00	.75
<u>BACKPACKING EQUIPMENT</u>									
* 4-Man Expedition Tent	6.50	6.25	6.00	7.00	6.75	6.40	7.50	7.25	7.00
* 2-Man Tents	4.25	4.00	3.75	4.50	4.25	4.00	5.00	4.75	4.50
Tarp or Extra Rain Fly	.65	.55	.45	.75	.65	.55	.85	.75	.65
Front Loading Backpacks	2.25	2.00	1.75	2.50	2.25	2.00	2.75	2.50	2.25
Top Loading Backpacks	1.50	1.25	1.00	1.75	1.50	1.25	2.00	1.75	1.50
Children's Backpacks	1.00	.75	.65	1.25	1.00	.90	1.50	1.25	1.15
Mountaineering Packs	1.75	1.50	1.25	2.00	1.75	1.50	2.25	2.00	1.75
Down/Fiber Sleeping Bags	1.75	1.50	1.25	2.00	1.75	1.50	2.25	2.00	1.75
4-Season Sleeping Bags	2.50	2.25	2.00	2.75	2.50	2.25	3.00	2.75	2.50
Sleeping Pads	.65	.55	.45	.75	.65	.55	.85	.75	.65
Rucksacks w/Pockets	1.00	.75	.65	1.25	1.00	.90	1.50	1.25	1.15
Backpacking Stoves	1.15	1.00	.90	1.25	1.10	1.00	1.50	1.35	1.25
Gas Containers	.25	.20	.15	.35	.30	.25	.45	.35	.25
<u>WHITE WATER EQUIPMENT</u>									
*16 Ft. Udisco Raft (set)	18.00	15.00	12.00	20.00	17.00	14.00	22.00	19.00	16.00
*18 Ft. Havasu Raft (set)	28.00	25.00	22.00	31.00	28.00	25.00	34.00	31.00	28.00
* 2-Man Kayak w/Paddles	6.00	5.50	5.00	7.00	6.50	6.00	8.00	7.50	7.00
* 1-Man Kayak (set)	10.00	8.50	7.50	12.50	11.00	10.00	15.00	13.50	12.50
* Canoes w/Paddles	6.00	5.50	5.00	7.00	6.50	6.00	8.00	7.50	7.00
* Sailboards	10.00	8.50	7.50	12.50	11.00	10.00	15.00	13.50	12.50
* Wetsuits (set)	5.00	4.75	4.50	5.50	5.25	5.00	6.00	5.75	5.50
<u>WHITE WATER ACCESSORIES</u>									
Spray Suits (Rain gear)	2.00	1.75	1.50	2.25	2.00	1.75	2.50	2.25	2.00
Life Vests	1.50	1.25	1.00	1.75	1.50	1.25	2.00	1.75	1.50
Kayak Paddles	1.75	1.50	1.25	2.00	1.75	1.50	2.00	1.75	1.50
Kayak Spray Skirts	1.50	1.25	1.00	1.75	1.50	1.25	2.00	1.75	1.50
Floatation Bags (set)	1.50	1.25	1.00	1.75	1.50	1.25	2.00	1.75	1.50
Helmets	1.00	.75	.65	1.25	1.00	.90	1.50	1.25	1.15
Raft Pumps	1.00	.75	.65	1.25	1.00	.90	1.50	1.25	1.15
Large Waterproof Bags	2.00	1.75	1.50	2.25	2.00	1.75	2.50	2.25	2.00
Medium Waterproof Bags	.50	.35	.25	.75	.60	.50	1.00	.85	.75
Camera Waterproof Bags	.65	.50	.40	.85	.70	.60	1.15	1.00	.90
Ammo Cans	.50	.35	.25	.75	.60	.50	1.00	.85	.75
* Dutch Ovens	1.50	1.25	1.00	1.75	1.50	1.25	2.00	1.75	1.50
Car-top Carrier	3.00			3.50			4.00		

\*Cleaning and Damage Deposit Required.

## O.A.C. MONTHLY RENTAL REVENUE COMPARISON

1979-1984

	<u>1979-80</u>	<u>1980-81</u>	<u>1981-82</u>	<u>1982-83</u>	<u>1983-84</u>
July	\$ 416.00	\$ 359.00	\$ 480.50	\$ 218.00	\$ 330.25
August	338.50	524.00	389.50	275.50	366.62
September	346.24	283.50	208.00	179.00	231.67
October	159.00	208.76	142.50	126.08	133.25
November	102.00	176.30	181.00	75.88	78.60
December	157.35	110.00	915.50	385.00	1,184.09
January	750.83	186.50	562.50	608.50	738.74
February	1,116.68	853.00	366.00	482.00	775.60
March	813.63	408.50	181.25	230.50	468.50
April	157.00	111.50	82.00	100.00	134.50
May	191.00	252.00	204.00	153.00	169.98
June	136.00	122.00	153.00	211.00	<u>503.06</u>
					\$5,114.86

## O.A.C. RENTAL REVENUE COMPARISON

## 1979-1984

	<u>1979-80</u>	<u>1980-81</u>	<u>1981-82</u>	<u>1982-83</u>	<u>1983-84</u>
Sleeping Bags	\$ 635.00	\$ 790.76	\$ 516.00	\$ 286.00	\$ 474.63
Backpacks	288.00	418.00	297.00	194.00	193.25
Tents & Fllys	573.00	529.80	298.00	303.00	479.12
Whitewater Equipment	*	*	*	*	174.90
Snowshoes	70.00	10.00	53.00	63.00	25.50
Cross-Country Skis	2,760.49	1,399.00	1,995.25	1,637.00	3,103.28
Camping Equipment	*	*	*	*	191.91
Miscellaneous Equipment/ Late Charges	10.50	7.50	9.50	23.00	79.45
Recreational Equipment	<u>346.75</u>	<u>440.00</u>	<u>743.00</u>	<u>533.00</u>	<u>392.82</u>
TOTAL	\$4,683.74	\$3,595.06	\$3,861.75	\$3,039.00	\$5,114.86

\*Discontinued

NOTE: Totals through 1981-82 include sales tax. Totals from 1982-83 on do not include sales tax.



## O.A.C. MONTHLY RENTAL REVENUE

1983-84

	<u>July</u>	<u>August</u>	<u>September</u>	<u>October</u>	<u>November</u>	<u>December</u>
Sleeping Bags	\$70.00	\$123.50	\$79.50	\$32.50	\$ -0-	\$ 21.00
Backpacks	15.00	75.00	31.00	21.50	-0-	-0-
Tents & Flys	76.25	94.37	53.50	48.00	2.00	-0-
Snowshoes	-0-	-0-	-0-	-0-	-0-	7.50
Cross-Country Skis	-0-	-0-	-0-	-0-	67.60	1,145.59
Miscellaneous/Late Charges	50.00	2.75	-0-	-0-	-0-	-0-
Recreational Equipment	93.50	59.50	29.82	8.50	5.00	-0-
Whitewater Equipment	-0-	-0-	-0-	-0-	-0-	-0-
Camping Equipment	25.50	11.50	37.85	22.75	4.00	10.00

O.A.C. MONTHLY RENTAL REVENUE

1983-84

(Cont'd)

	<u>January</u>	<u>February</u>	<u>March</u>	<u>April</u>	<u>May</u>	<u>June</u>
Sleeping Bags	\$ -0-	\$ 2.00	\$ 30.00	\$ 22.00	\$ 26.00	\$ 68.13
Backpacks	7.50	-0-	16.00	7.25	-0-	20.00
Tents & Flies	-0-	-0-	46.00	33.00	31.75	94.25
Snowshoes	-0-	12.00	2.00	4.00	-0-	-0-
Cross-Country Skis	731.24	756.60	362.00	30.75	9.50	-0-
Miscellaneous/Late Charges	-0-	5.00	6.00	6.50	6.70	2.50
Recreational Equipment	-0-	-0-	6.50	26.00	71.50	92.50
Whitewater Equipment	-0-	-0-	-0-	-0-	-0-	174.90
Camping Equipment	-0-	-0-	-0-	5.00	24.53	50.78

